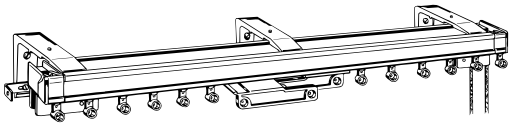


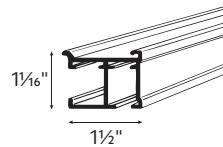
Architrac[®] Cord Draw & Briza[™] Motorization System

Series 94001 Assembled Set

TRACK STYLE




DIMENSIONS




Track Overview

- Assembled sets includes all necessary components
- Most versatile cord draw track
- Heavy duty, ball bearing pulleys
- Heavy duty, wheeled (Ripplefold[™]) or ball bearing (pleated) carriers
- Can be curved or bent (cord drawn tracks only)
- Wall or ceiling mount available
- Multiple draw options available
- Briza[™] Motorization available

Available Colors



Specifications

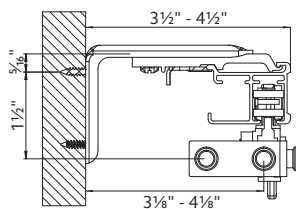
PROFILE	DESCRIPTION	MATERIAL	HEADING STYLE	MOUNT	DRAW	MAX. TRACK SET LENGTH (FT.)	MAX. FABRIC WEIGHT (LBS.)	LBS. PER FT.
	94001 Cord Draw can be angular bent using 12" radius or circular curved	Extruded of 0.050" 6063T5 aluminum alloy etched and anodized.	Pleated, Ripplefold [™]	Ceiling, Wall, Recessed	One-Way	20	80	4
					Two-Way	40	160	4

Maximum track lengths and maximum fabric weights do not apply to curved tracks. Send complete specifications to customer service for feasibility.

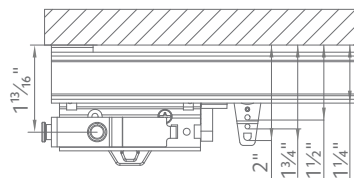
Installation

Install according to instructions.

WALL MOUNT



CEILING MOUNT



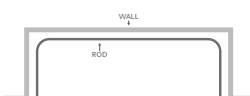
SUPPORT SPACING

Two brackets at each end 24" apart, 48" intervals over the remainder of track. Spacing may need to be shortened for heavier draperies.

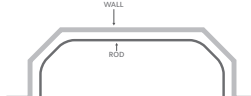
Bend Styles

All bends must include returns except corner with 90° bend.

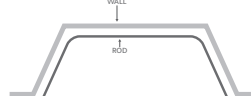
STYLE 1: RECESS



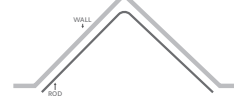
STYLE 2: BOW



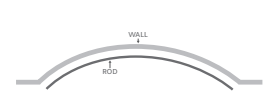
STYLE 3: BAY



STYLE 4: CORNER

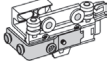

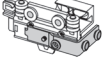
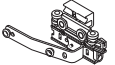




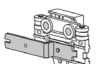



STYLE 5: CURVED





Track Components

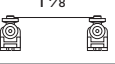

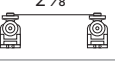

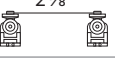




Wheeled Master Carriers

ITEM	PRODUCT NUMBER	NOTES
	Buttmaster Carriers Right 84101 Heading Style: Pleated, Ripplefold™ Color: 061 Zinc, 059 Black	Drapery panels butt together at center, no flat areas to overlap 
	Buttmaster Carriers Left 84102 Heading Style: Pleated, Ripplefold™ Color: 061 Zinc, 059 Black	
	Overlap Carriers Right 84103 Heading Style: Pleated, Ripplefold™ Color: 061 Zinc, 059 Black	Drapery panels overlap at center 
	Overlap Carriers Left 84104 Heading Style: Pleated, Ripplefold™ Color: 061 Zinc, 059 Black	
	Over the Top Carriers Right 84105 Heading Style: Pleated Color: 061 Zinc	
	Over the Top Carriers Left 84106 Heading Style: Pleated Color: 061 Zinc	
	Through Fabric Carriers Right 84107 Heading Style: Pleated Color: 061 Zinc	
	Through Fabric Carriers Left 84108 Heading Style: Pleated Color: 061 Zinc	

Ball Bearing Wheeled Carriers

ITEM	PRODUCT NUMBER	NOTES
	25mm Ball Bearing Carriers 9670 Color: 025 White	
	16mm Ball Bearing Carriers 86700 Color: 025 White, 061 Gray, 064 Bronze, 059 Black	

Ripplefold™ Wheeled Carriers

ITEM	PRODUCT NUMBER	NOTES
 1 7/8"	120% Ripplefold™ Carriers 82120 Color: 025 White, 059 Black	
 2 1/8"	100% Ripplefold™ Carriers 82100 Color: 025 White, 059 Black	
 2 3/8"	80% Ripplefold™ Carriers 82080 Color: 025 White, 059 Black	
 2 5/8"	60% Ripplefold™ Carriers 82060 Color: 025 White, 059 Black	
	Two Sides Snap Pendant 82001 Color: 025 White, 061 Gray, 064 Bronze, 059 Black	To be used with Ripplefold™ wheeled carriers. (82120,82100,82080,82060)