

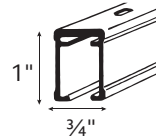
# Architrac<sup>®</sup> Baton Draw System

## Series 94005 Assembled Set

### TRACK STYLE



### DIMENSIONS



## Track Overview

- Assembled sets includes all necessary components
- Heavy duty, wheeled (Ripplefold™) or ball bearing (pleated) carriers
- Can be curved or bent
- Ceiling mount only (Track pre-drilled 16" on center for direct ceiling mount)
- Fiberglass, steel or PVC baton attached to the lead master carrier is recommended for traversing the draperies.

## Available Colors



White



Anodized




Bronze



Black

## Specifications

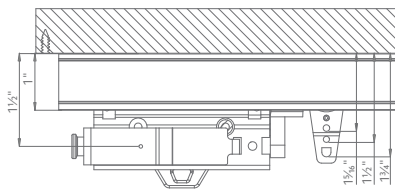
PROFILE	DESCRIPTION	MATERIAL	HEADING STYLE	MOUNT	DRAW	MAX. TRACK SET LENGTH (FT.)	MAX. FABRIC WEIGHT (LBS.)	LBS. PER FT.
	<b>94005 Cubicle Hand/Baton Draw</b> can be angular bent using 12" radius or circular curved	Extruded of 0.050" 6063T5 aluminum alloy etched and anodized.	Pleated, Ripplefold™	Ceiling, Recessed	One-Way	16	64	4
					Two-Way	32	128	4

Maximum track lengths and maximum fabric weights do not apply to curved tracks. Send complete specifications to customer service for feasibility.

## Installation

Install according to instructions.

### CEILING MOUNT



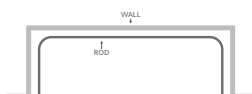
### SUPPORT SPACING

Pre-drilled holes are located every 16" on the track. Track is mounted directly to the ceiling through the holes using proper screw for mounting surface.

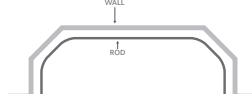
## Bend Styles

All bends must include returns except corner with 90° bend.

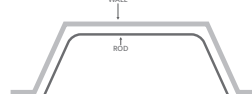
STYLE 1:  
RECESS



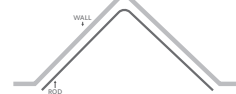
STYLE 2:  
BOW



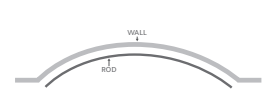
STYLE 3:  
BAY



STYLE 4:  
CORNER

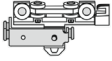

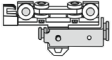
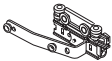

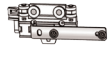


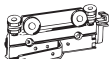



STYLE 5:  
CURVED





# Track Components










## Wheeled Master Carriers

ITEM	PRODUCT NUMBER	NOTES
	<b>Buttmaster Carriers</b> Right 84211 Heading Style: Pleated, Ripplefold™ Color: 061 Zinc, 059 Black	Drapery panels butt together at center, no flat areas to overlap 
	<b>Buttmaster Carriers</b> Left 84212 Heading Style: Pleated, Ripplefold™ Color: 061 Zinc, 059 Black	
	<b>Overlap Carriers</b> Right 84203 Heading Style: Pleated, Ripplefold™ Color: 061 Zinc, 059 Black	Drapery panels overlap at center 
	<b>Overlap Carriers</b> Left 84204 Heading Style: Pleated, Ripplefold™ Color: 061 Zinc, 059 Black	
	<b>Over the Top Carriers</b> Right 84205 Heading Style: Pleated Color: 061 Zinc, 059 Black	
	<b>Over the Top Carriers</b> Left 84206 Heading Style: Pleated Color: 061 Zinc, 059 Black	
	<b>Through Fabric Carriers</b> Right 84207 Heading Style: Pleated Color: 061 Zinc, 059 Black	
	<b>Through Fabric Carriers</b> Left 84208 Heading Style: Pleated Color: 061 Zinc, 059 Black	

## Ball Bearing Wheeled Carriers

ITEM	PRODUCT NUMBER	NOTES
	<b>25mm Ball Bearing Carriers</b> 9670 Color: 025 White	
	<b>16mm Ball Bearing Carriers</b> 86700 Color: 025 White, 061 Gray, 064 Bronze, 059 Black	

## Ripplefold™ Wheeled Carriers

ITEM	PRODUCT NUMBER	NOTES
 17/8"	<b>120% Ripplefold™ Carriers</b> 82120 Color: 025 White, 059 Black	
 2 1/8"	<b>100% Ripplefold™ Carriers</b> 82100 Color: 025 White, 059 Black	
 2 3/8"	<b>80% Ripplefold™ Carriers</b> 82080 Color: 025 White, 059 Black	
 2 5/8"	<b>60% Ripplefold™ Carriers</b> 82060 Color: 025 White, 059 Black	
	<b>Two Sides Snap Pendant</b> 82001 Color: 025 White, 061 Gray, 064 Bronze, 059 Black	To be used with Ripplefold™ wheeled carriers. (82120,82100,82080,82060)