



# VERTICAL

## SHADINGS

Effective February 4, 2019

*design simplified™*

---

# TABLE OF CONTENTS

---

## Product Overview

- Features and Benefits ..... 2
- Style Information ..... 3
- Color Charts ..... 3

## Pricing Groups

- Pricing Group 1 Light Filtering, Options, Minimum, Maximum ..... 4
- Pricing Group 2 Room Darkening, Options, Minimum, Maximum ..... 5

## Product Specifications

- Configuration Specifications ..... 6
- Stacking Chart ..... 7-8
- Product Components ..... 9

### **Oversize Common Carrier Delivery**

All orders with any quantity of shades or blinds or any continuous valance 96" or more in width are considered oversize. Therefore, a net shipping charge of \$40 per oversized unit will be assessed.

Oversized orders that require expedited shipping will be quoted and charged accordingly.

Please see General Information for additional freight and shipping charge information.

---

## FEATURES & BENEFITS

---



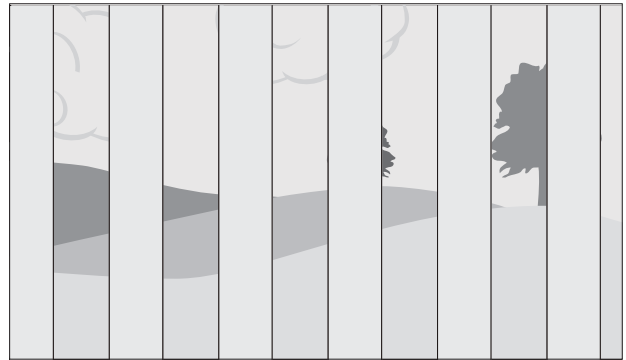
- Light-dimming and translucent fabrics beautifully complement our Window Shadings, offering a coordinated look in the same room
- Ideal for covering large window expanses and sliding glass doors up to 192" wide and 120" in height
- Control options include a combination wand/cord or moving wand for operating convenience
- Limited Lifetime Warranty on both programs ensures customer satisfaction

## STYLE INFORMATION AND COLOR CHART


Style Name	Price Group	Color Name	Color #
<b>Township</b> Translucent	1	Light White	TSLF-6780
	1	Daylight	TSLF-6781
	1	Morning White	TSLF-6782
	1	Linen Cloth	TSLF-6783
	1	Serenity	TSLF-6784
	1	Summer Clouds	TSLF-6785
<b>Township</b> Light Dimming	2	Light White	TSRD-6780
	2	Daylight	TSRD-6781
	2	Morning White	TSRD-6782
	2	Linen Cloth	TSRD-6783
	2	Serenity	TSRD-6784
	2	Summer Clouds	TSRD-6785
<b>Loggia</b> Translucent	1	Alpine White	LGLF-7780
	1	Winter Wheat	LGLF-7781
	1	Almond Milk	LGLF-7782
	1	Soft Taupe	LGLF-7783
	1	Antique Lace	LGLF-7784
	1	Sandy Beach	LGLF-7785
<b>Loggia</b> Light Dimming	2	Alpine White	LGRD-7780
	2	Winter Wheat	LGRD-7781
	2	Almond Milk	LGRD-7782
	2	Soft Taupe	LGRD-7783
	2	Antique Lace	LGRD-7784
	2	Sandy Beach	LGRD-7785




Unobstructed view when sheers are stacked back.



Partially private view when vanes are slightly rotated.



Soft, diffused light when sheers are drawn closed and vanes are opened.



Increased privacy when vanes are closed.



**Group 1  
Translucent (TSLF, LGLF)**

**Township – Translucent**

- Daylight, TSLF-6781
- Light White, TSLF-6780
- Linen Cloth, TSLF-6783
- Morning White, TSLF-6782
- Serenity, TSLF-6784
- Summer Clouds, TSLF-6785

**Loggia – Translucent**

- Almond Milk, LGLF-7782
- Alpine White, LGLF-7780
- Antique Lace, LGLF-7784
- Sandy Beach, LGLF-7785
- Soft Taupe, LGLF-7783
- Winter Wheat, LGLF-7781

WIDTH TO:	24"	36"	48"	54"	60"	66"	72"	78"	84"	90"	96"	108"	120"	132"	144"	156"	174"	192"
HEIGHT TO:																		
48"	\$626	776	909	974	1046	1137	1206	1271	1348	1446	1529	1652	1975	2180	2336	2478	2703	2930
60"	690	864	1026	1105	1194	1303	1381	1457	1549	1659	1762	1904	2240	2464	2626	2788	3032	3277
72"	755	974	1182	1278	1381	1504	1599	1697	1801	1930	2045	2355	2735	3006	3214	3426	3728	4051
84"	807	1058	1317	1421	1536	1678	1781	1890	2007	2142	2271	2464	2858	3136	3347	3568	3890	4220
96"	872	1142	1387	1504	1626	1768	1884	2007	2122	2277	2413	2671	3084	3387	3619	3859	4214	4574
108"	1041	1367	1685	1839	2020	2212	2368	2523	2678	2858	3026	3284	3684	3988	4225	4465	4825	5194
120"	1168	1536	1910	2091	2322	2556	2729	2916	3096	3303	3484	3794	4161	4465	4702	4942	5296	5657

Note: The color is carried by the sheer fabric. The vanes are always white.

SIZE STANDARDS – COMBINATION WAND/CORD	
Minimum Width	12"
Maximum Width	192"
Minimum Height	24"
Maximum Height	120"

SIZE STANDARDS – OPTIONAL MOVING WAND	
Minimum Width	12"
Maximum Width	144"
Minimum Height	24"
Maximum Height	100"

**OPTIONS: SPECIFY ON ORDER**

• **Optional Moving Wand**

**Note:** Moving wand only available with outside mount, side stack.

Moving Wand Drops	
Ordered Height	Wand
24" to 48"	23"
48-1/8" to 84"	30"
84-1/8" to 100"	40"

• **Mounting** – Inside (IB) or Outside (OB)

**Important:** Vertical Shadings are not recommended as inside (IB) mounts due to light gaps that occur on the sides of the sheer when vanes are closed.

• **Standard Wand/Cord Drops**

Wand/Cord Drops	
Ordered Height	Standard Wand/Cord Drop
24" to 40"	21-1/4"
40-1/8" to 60"	33-1/4"
60-1/8" to 85"	45-1/4"
85-1/8" to 95"	57-1/4"
95-1/8" to 105"	69-1/4"
105-1/8" to 120"	75-1/4"

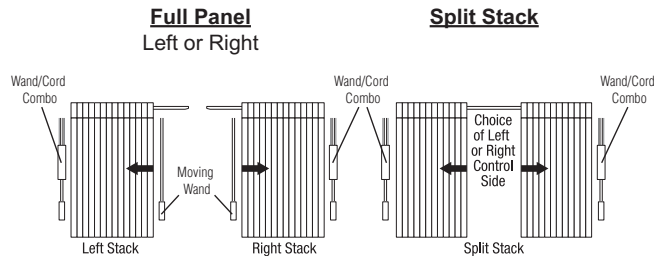
**NOTES:**

**Wand/cord drop** is measured from top of fabric. to bottom of wand.

**Optional wand/cord drops** may be specified in any of the standard drop lengths

• **Stacking Position** – left, right or split

**Stack Options:**



**Split stack add \$258 per vertical shadings**

• **Control Positions** – left or right

• **The Moving Wand** control is located on the side opposite of where the fabric stacks

• **Operation** – Pulling the wand moves the sheers back and forth across the window, and tilting the wand opens and closes the vanes

**Township – Light Dimming**

- Daylight, TSRD-6781
- Light White, TSRD-6780
- Linen Cloth, TSRD-6783
- Morning White, TSRD-6782
- Serenity, TSRD-6784
- Summer Clouds, TSRD-6785

**Loggia – Light Dimming**

- Almond Milk, LGRD-7782
- Alpine White, LGRD-7780
- Antique Lace, LGRD-7784
- Sandy Beach, LGRD-7785
- Soft Taupe, LGRD-7783
- Winter Wheat, LGRD-7781

**Group 2  
Light Dimming (TSRD, LGRD)**

WIDTH TO:	24"	36"	48"	54"	60"	66"	72"	78"	84"	90"	96"	108"	120"	132"	144"	156"	174"	192"
HEIGHT TO:																		
48"	\$749	930	1091	1168	1253	1367	1446	1523	1614	1729	1839	1980	2368	2620	2799	2976	3246	3516
60"	833	1041	1233	1330	1433	1569	1659	1756	1860	1988	2117	2285	2690	2955	3149	3347	3639	3935
72"	904	1175	1421	1529	1659	1801	1924	2033	2162	2316	2452	2826	3284	3613	3852	4110	4477	4865
84"	969	1271	1575	1703	1845	2013	2136	2271	2407	2574	2729	2955	3426	3762	4020	4285	4671	5063
96"	1046	1376	1664	1801	1949	2122	2265	2407	2548	2735	2898	3206	3703	4065	4341	4632	5058	5489
108"	1246	1639	2020	2207	2427	2658	2839	3032	3214	3432	3632	3935	4419	4780	5072	5356	5794	6232
120"	1401	1845	2291	2503	2788	3065	3277	3498	3722	3968	4187	4555	5000	5356	5646	5928	6354	6787

Note: The color is carried by the sheer fabric. The vanes are always white.

SIZE STANDARDS – COMBINATION WAND/CORD	
Minimum Width	12"
Maximum Width	192"
Minimum Height	24"
Maximum Height	120"

SIZE STANDARDS – OPTIONAL MOVING WAND	
Minimum Width	12"
Maximum Width	144"
Minimum Height	24"
Maximum Height	100"

**OPTIONS: SPECIFY ON ORDER**

• **Optional Moving Wand**

**Note:** Moving wand only available with outside mount, side stack.

Moving Wand Drops	
Ordered Height	Wand
24" to 48"	23"
48-1/8" to 84"	30"
84-1/8" to 100"	40"

• **Mounting – Inside (IB) or Outside (OB)**

**Important:** Vertical Shadings are not recommended as inside (IB) mounts due to light gaps that occur on the sides of the sheer when vanes are closed.

• **Standard Wand/Cord Drops**

Wand/Cord Drops	
Ordered Height	Standard Wand/Cord Drop
24" to 40"	21-1/4"
40-1/8" to 60"	33-1/4"
60-1/8" to 85"	45-1/4"
85-1/8" to 95"	57-1/4"
95-1/8" to 105"	69-1/4"
105-1/8" to 120"	75-1/4"

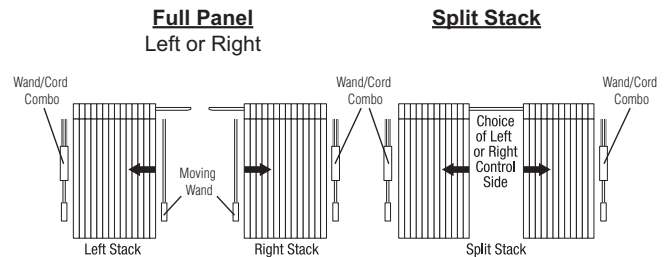
**NOTES:**

**Wand/cord drop** is measured from top of fabric. to bottom of wand.

**Optional wand/cord drops** may be specified in any of the standard drop lengths

• **Stacking Position – left, right or split**

**Stack Options:**



**Split stack add \$258 per vertical shadings**

• **Control Positions – left or right**

• **The Moving Wand** control is located on the side opposite of where the fabric stacks

• **Operation –** Pulling the wand moves the sheers back and forth across the window, and tilting the wand opens and closes the vanes

## PRODUCT CONFIGURATION SPECIFICATIONS

INSIDE MOUNT	
Minimum casement depth:	1"
Minimum casement depth, fully recessed	6-1/4"

OUTSIDE MOUNT	
Minimum mounting surface height, standard bracket	1-1/8"
Minimum mounting surface height, extension bracket	1-3/8"
Recommended top overlap	5"
Recommended minimum overlap per side (and bottom overlap when product does not hang to the floor)	5"
Recommended bottom clearance, when the vertical sheer hangs to the floor (deduct before ordering)	1/2"

SIDE MOUNT	
Not available with side mount	

**Important:** Vertical Shadings are not recommended as inside (IB) mounts due to light gaps that occur on the sides of the sheer when vanes are closed.

**Note:** Moving wand **only** available with outside mount, side stack.

NOTE: WIDTH AND HEIGHT MAY VARY $\pm$ 1/8"	
INSIDE MOUNT – Finished Dimensions (allowances taken from ordered dimensions)	
Fabric Width	-1/4"
Headrail width - Side stack	-1 1/2"
Headrail width - Split stack	-1 1/4"
Fabric height overall	-3/4"
Top clearance	-1/4"
Bottom clearance	-1/2"

OUTSIDE MOUNT – Finished Dimensions (allowances taken from ordered dimensions)	
Fabric Width	Ordered width
Headrail width - Side stack	-1 1/4"
Headrail width - Split stack	-1"
Fabric height overall (for top clearance)	-1/4"

Fabric Header (height)	5 1/4"
------------------------	--------

# STACKBACK CHART – OUTSIDE (OB) MOUNT

**Fabric Stackback** – "Stackback" is the width of the fabric panel when the sheer is fully drawn. This is an important dimension to consider when the customer wants an outside-mounted sheer to completely uncover the window or door opening (see below).

**Using the Stackback Chart** – Determine the desired uncovered width when the sheer is fully drawn. Locate that width on the Stackback chart. Move across the row to find the correct ordered width. The Stackback dimension is shown in the column between the ordered width and uncovered width.

## Side Stack – 3 1/2" Vanes

Uncovered Width Up	Stackback Up To	Ordered Width
4 3/4"	8"	12 3/4"
7 1/8"	8 1/2"	15 5/8"
9 1/2"	9"	18 1/2"
11 7/8"	9 1/2"	21 3/8"
14 1/4"	10"	24 1/4"
16 5/8"	10 1/2"	27 1/8"
19"	11"	30"
21 3/8"	11 1/2"	32 7/8"
23 3/4"	12"	35 3/4"
26 1/8"	12 1/2"	38 5/8"
28 1/2"	13"	41 1/2"
30 7/8"	13 1/2"	44 3/8"
33 1/8"	14"	47 1/8"
35 1/2"	14 1/2"	50"
37 7/8"	15"	52 7/8"
40 1/4"	15 1/2"	55 3/4"
42 5/8"	16"	58 5/8"
45"	16 1/2"	61 1/2"
47 3/8"	17"	64 3/8"
49 3/4"	17 1/2"	67 1/4"
52 1/8"	18"	70 1/8"
54 1/2"	18 1/2"	73"
56 7/8"	19"	75 7/8"
59 1/4"	19 1/2"	78 3/4"
61 1/2"	20"	81 1/2"
63 7/8"	20 1/2"	84 3/8"
66 1/4"	21"	87 1/4"
68 5/8"	21 1/2"	90 1/8"
71"	22"	93"
73 3/8"	22 1/2"	95 7/8"
75 3/4"	23"	98 3/4"
78 1/8"	23 1/2"	101 5/8"
80 1/2"	24"	104 1/2"
82 7/8"	24 1/2"	107 3/8"
85 1/4"	25"	110 1/4"
87 5/8"	25 1/2"	113 1/8"

Uncovered Width Up	Stackback Up To	Ordered Width
90"	26"	116"
92 1/4"	26 1/2"	118 3/4"
94 5/8"	27"	121 5/8"
97"	27 1/2"	124 1/2"
99 3/8"	28"	127 3/8"
101 3/4"	28 1/2"	130 1/4"
104 1/8"	29"	133 1/8"
106 1/2"	29 1/2"	136"
108 7/8"	30"	138 7/8"
111 1/4"	30 1/2"	141 3/4"
113 5/8"	31"	144 5/8"
116"	31 1/2"	147 1/2"
118 3/8"	32"	150 3/8"
120 5/8"	32 1/2"	153 1/8"
123"	33"	156"
125 3/8"	33 1/2"	158 7/8"
127 3/4"	34"	161 3/4"
130 1/8"	34 1/2"	164 5/8"
132 1/2"	35"	167 1/2"
134 7/8"	35 1/2"	170 3/8"
137 1/4"	36"	173 1/4"
139 5/8"	36 1/2"	176 1/8"
142"	37"	179"
144 3/8"	37 1/2"	181 7/8"
146 3/4"	38"	184 3/4"
149 1/8"	38 1/2"	187 5/8"
151 3/8"	39"	190 3/8"
152 1/2"	39 1/2"	192"

**Notes:**

- The maximum uncovered width of side stack sheers is 152 1/2".
- Include in your uncovered width measurement the desired amount of fabric overlap on the side opposite the fabric stack.

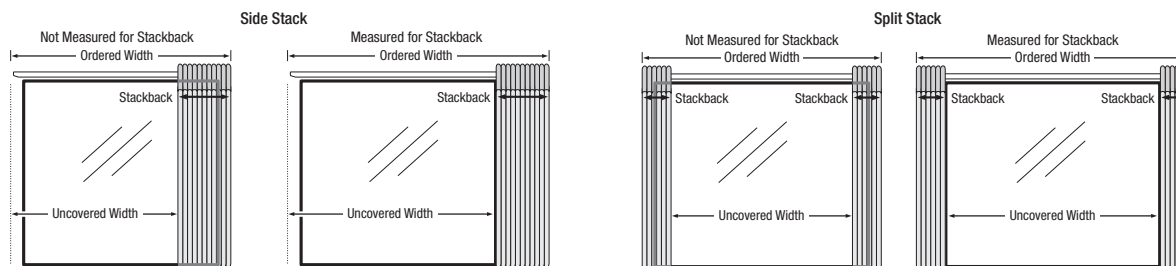
## Split Stack – 3 1/2" Vanes

Uncovered Width Up	Stackback Up To	Ordered Width
6 1/8"	5 1/8" (x 2)	16 3/8"
10 7/8"	5 5/8" (x 2)	22 1/8"
15 5/8"	6 1/8" (x 2)	27 7/8"
20 3/8"	6 5/8" (x 2)	33 5/8"
25 1/8"	7 1/8" (x 2)	39 3/8"
29 3/4"	7 5/8" (x 2)	45"
34 1/2"	8 1/8" (x 2)	50 3/4"
39 1/4"	8 5/8" (x 2)	56 1/2"
44"	9 1/8" (x 2)	62 1/4"
48 3/4"	9 5/8" (x 2)	68"
53 1/2"	10 1/8" (x 2)	73 3/4"
58 1/4"	10 5/8" (x 2)	79 1/2"
62 7/8"	11 1/8" (x 2)	85 1/8"
67 5/8"	11 5/8" (x 2)	90 7/8"
72 3/8"	12 1/8" (x 2)	96 5/8"
77 1/8"	12 5/8" (x 2)	102 3/8"
81 7/8"	13 1/8" (x 2)	108 1/8"
86 5/8"	13 5/8" (x 2)	113 7/8"
91 1/4"	14 1/8" (x 2)	119 1/2"
96"	14 5/8" (x 2)	125 1/4"
100 3/4"	15 1/8" (x 2)	131"
105 1/2"	15 5/8" (x 2)	136 3/4"
110 1/4"	16 1/8" (x 2)	142 1/2"
115"	16 5/8" (x 2)	148 1/4"
119 5/8"	17 1/8" (x 2)	153 7/8"
124 3/8"	17 5/8" (x 2)	159 5/8"
129 1/8"	18 1/8" (x 2)	165 3/8"
133 7/8"	18 5/8" (x 2)	171 1/8"
138 5/8"	19 1/8" (x 2)	176 7/8"
143 3/8"	19 5/8" (x 2)	182 5/8"
148"	20 1/8" (x 2)	188 1/4"
150 3/4"	20 5/8" (x 2)	192"

**Notes:**

- The maximum uncovered width of split stack sheers is 150 3/4".
- Traveling Wand™ system is not available in a split stack configuration.

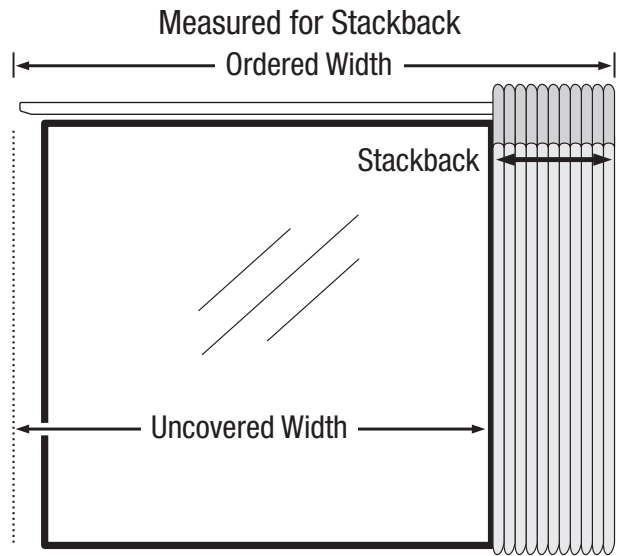
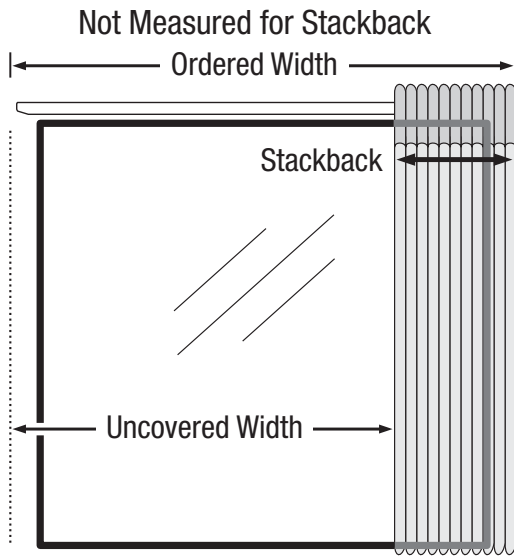
**NOTE:** • The above stackback charts account for typical stacking. As with any textile product, some variation is typical.



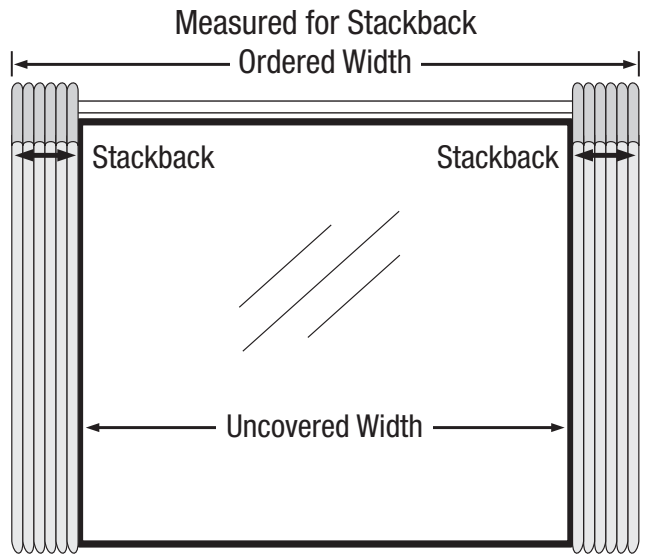
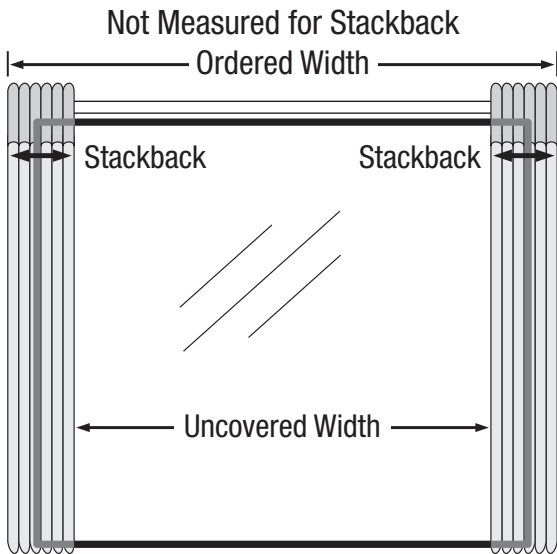


# STACKBACK

## Side Stack



## Split Stack



# PRODUCT COMPONENTS

## Vertical Shadings Hardware System Left Stack Shown

