

// Retail Price List & Product Info Guide



ALTA
WINDOW FASHIONS
design simplified

FAUX WOOD BASICS

BLINDS

Pricing effective January 24, 2022 and supersedes all previous pricing.
Subject to change by Alta Window Fashions.

SUMMARY OF REVISIONS

FAUX WOOD BASICS – TABLE OF CONTENTS

• Pricing and Options	2
Specifications	
• Valance Styles, Returns and Bottomrail	3
• Custom Valance, Return Measuring and Ordering Guidelines	4
• Limited Warranty	5

2" BLIND AND BASIC VALANCE INCLUDED IN PRICE

WIDTH TO:	24"	30"	36"	42"	48"	54"	60"	66"	72"
HEIGHT TO:									
30"	\$102	113	132	140	143	153	177	186	207
36"	105	117	136	143	150	162	186	200	221
42"	113	122	143	146	157	177	199	217	237
48"	119	130	146	157	177	186	203	234	254
54"	126	146	161	167	200	200	222	254	278
60"	140	157	172	185	198	203	231	267	288
66"	139	157	181	194	215	234	248	288	311
72"	145	162	186	207	240	254	262	308	332
78"	163	180	198	217	243	263	286	324	344
84"	177	189	210	227	250	278	303	342	368
90"	186	200	224	240	263				
96"	189	203	237	250	278				

VALANCE UPGRADE & REPLACEMENT CHARGE

WIDTH TO:	24"	30"	36"	42"	48"	54"	60"	66"	72"	84"	96"	120"
Crown Valance Upgrade	\$25	26	29	31	34	36	38	40	42	48	50	51
Basic or Crown Replacement	25	26	29	31	34	36	38	40	42	48	50	51

FEATURES
<ul style="list-style-type: none"> • Cordless Operation • Valance Options • Wand Tilt Only • Low Profile PVC Headrail

AVAILABLE COLORS
<ul style="list-style-type: none"> • S901 Snow / White (use S901 Snow from your deck to order) • S903 Pearl / Antique White (use S903 Pearl from your deck to order)

NO CHARGE OPTIONS
<ul style="list-style-type: none"> • Hold-Down Brackets (Plastic) • Extension Brackets – 3-1/2" • Spacer Blocks – 3/8" • Center Support over 60"

OPTIONS: EXTRA CHARGE – SPECIFY ON ORDER
<ul style="list-style-type: none"> • 3-1/4" Crown Valancesee price chart • Custom Length Returns.....add \$12 each • Continuous Valancesadd \$59 each



BLIND SPECIFICATIONS		
	Minimum	Maximum
Width Specifications	Snow / White S901 8" (Net) Pearl / Antique White S903 12" (Net)	72"
Length Specifications	Snow / White S901 24" Pearl / Antique White S903 36"	96"*
<p>IMPORTANT: Blind Lengths are only available in 6" increments from 24" to 96" (24", 30", 36", 42", 48", 54", 60", 66", 72", 78", 84", 90" and 96"). If necessary, length is easily adjustable on site. Snow / White S901 Minimum Order Length 24" Pearl / Antique White S903 Minimum Order Length 36" *84" maximum length for blinds over 48"</p>		
Deductions		
Outside Mount	Net - As Ordered	
Inside Mount	1/2" deduction from ordered width	
Tolerance	+/- 1/8"	

CONTROLS		
	Blind Width	Control
Tilt Control (Wand Only)	8" - 11-7/8"	Center Tilt Only
	12" - 72"	Left Tilt Only
Lift Control	8" - 11-7/8"	No Lift Capacity
	12" - 72"	Cordless Lift Only

Blind Length	Wand Length	Wand Color
24" - 72"	24"	Tilt wands are color-coordinated with slats. Tilt Length Override is not available.
72-1/8" - 84"	36"	
84-1/8" - 96"	48"	

IMPORTANT NOTE: Shipping – Please see General Information for freight and shipping charge information


VALANCE STYLES

2-1/2" Basic Valance	3-1/4" Crown Valance
	
<ul style="list-style-type: none"> • Comes standard with blind • Returns are attached using a corner clips and are not mitered • IB and OB: Attaches with hidden valance clips (white) 	<ul style="list-style-type: none"> • Additional charge • Returns are attached using a hidden L bracket • IB/No returns: Attaches with exposed (clear) valance clips (tab will be visible on the top and bottom of the valance) • OB: Attaches with hidden valance clips (white)

VALANCE AND RETURNS

Deductions		
Mount	Style / Type	Deduction
IB	When Included with blind	1/8" deduction from ordered size
OB	When Included with blind	Inside miter to miter valance will be 1/2" wider than ordered width
IB	Continuous	Net - As Ordered
OB	Continuous with Returns	Net- As ordered, outside measurement of valance
Maximum Continuous Valance Width (not spliced)		94" (outside measurement of valance)
Maximum Continuous Valance with center splice (connector included to align and secure splice)		120" (outside measurement of valance)
Standard Returns		
Outside Mount		3-1/8"
Inside Mount		No returns (A 7/8" return is optional at no charge)
Custom Return Lengths (available for outside mount only)		
Minimum Return Length		7/8" - Measured from outside of return (see measuring guidelines)
Maximum Return Length		6" - Measured from outside of return (see measuring guidelines)

BOTTOMRAIL

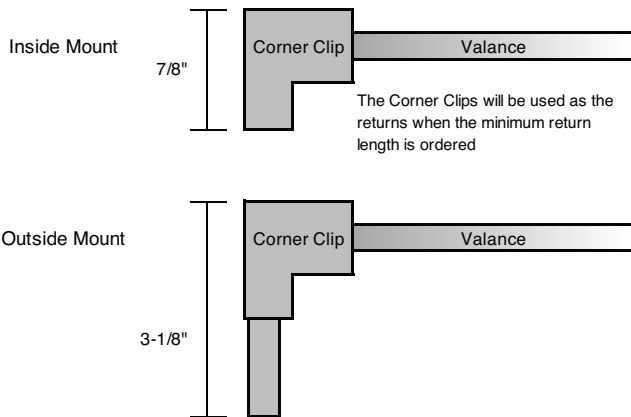
Bottom Rail Size: 2" x 5/8"

Note: Blinds under 12" in width have no lift capacity

CUSTOM VALANCE, RETURN MEASURING AND ORDERING GUIDELINES

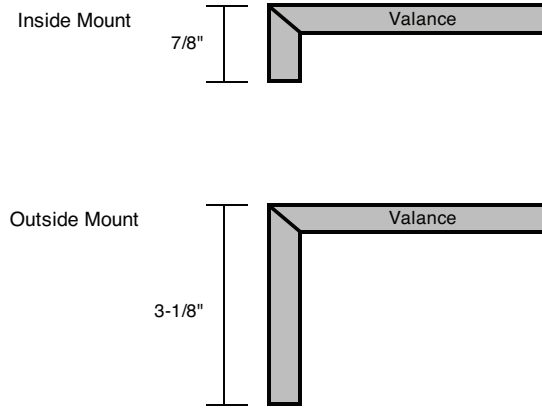
Return Measurements

Returns are always measured from the **OUTSIDE** of the return. For custom sized returns, order the **OUTSIDE** measurement of the return at order entry (surcharge applies for custom length returns).

Basic Valance – Standard Returns Available



Crown Valance – Standard Returns Available

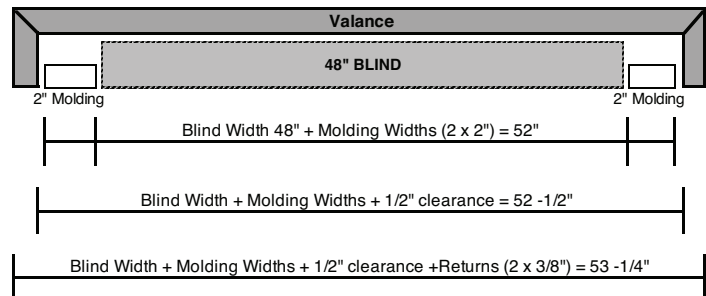


Outside Mount Custom Size Valance Example

Use the following example to order custom sized valances (surcharge applies)

In the example, a 53-1/4" valance would need to be ordered.

ALWAYS ORDER THE OUTSIDE VALANCE MEASUREMENT WHEN PLACING YOUR ORDER.

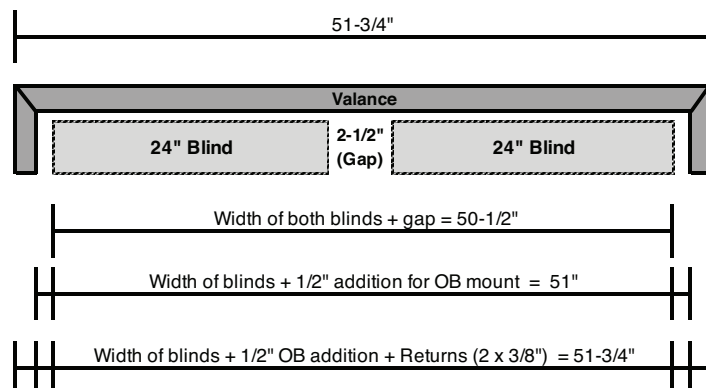


Continuous Valance Example

Use the following example to order continuous valances (surcharge applies)

In the example, a 51-3/4" valance would need to be ordered.

ALWAYS ORDER THE OUTSIDE VALANCE MEASUREMENT WHEN PLACING YOUR ORDER.



Order continuous valance at 51-3/4"

Width of Blind 1	24"
Width of Blind 2	24"
Width of Gap between Blinds	2-1/2"
Thickness of both Returns	3/4"
Standard 1/2" addition for OB valances	1/2"
Total Valance Length to Order	51-3/4"

LIMITED WARRANTY

CONGRATULATIONS ON YOUR SELECTION OF AN ALTA WINDOW FASHIONS WINDOW COVERING.

Because we take pride in our workmanship and quality that goes into every one of our products, we back our products with this:

THREE YEAR LIMITED WARRANTY

This limited warranty is extended to the original purchaser for three years from the date of purchase.

Installation of the product must be in accordance with the accompanying instructions. The product cannot be modified. It is the purchaser's responsibility to maintain and clean the product in compliance with the instructions provided. The product must be used only in the window for which it was purchased.

This warranty covers defects in the material, mechanism, workmanship or failure to operate properly.

Any conditions caused by damage to the product resulting from misuse, abuse, direct exposure to salty air or discoloration due to sunlight or the passage of time are not covered by this warranty. **THIS WARRANTY DOES NOT APPLY TO CONDITIONS CAUSED BY NORMAL WEAR AND TEAR UPON THIS PRODUCT.**

This Warranty is Exclusive and In Lieu Of All Other Obligations, Liabilities Or Warranties. In no event shall we be liable for INCIDENTAL or CONSEQUENTIAL DAMAGES or any other direct or indirect damage, loss, cost, expense or fee. Some states do not allow the exclusion or limitation of incidental or consequential damages, so this exclusion or limitation may not apply to you.

In the event of a defect under this warranty, Alta will repair or replace the product, at our option, provided it is returned to an authorized dealer.

Our warranty excludes shipping charges and labor costs for removal, measuring and installation. Repairs will be made with like or similar parts.

This warranty gives you specific legal rights, and you may also have other rights, which may vary from state to state.

This warranty does not apply to commercial orders.

If You Require Further Assistance, Contact Custom Brands Group:

111 N. Apollo Road, Salt Lake City, UT 84116 (800) 669-6333

ALTA
WINDOW FASHIONS