

// Retail Price List & Product Info Guide



ALTA
WINDOW FASHIONS
design simplified

FAUX WOOD BLINDS

Pricing effective January 24, 2022 and supersedes all previous pricing.
Subject to change by Alta Window Fashions.

SUMMARY OF REVISIONS

TABLE OF CONTENTS

Product Overview

- Color Charts 2

Pricing Information

- 2" Faux – Whites & Neutrals Price Chart and Surcharges 3
- 2" Faux – Wood Tones Price Chart and Surcharges 4
- 2-1/2" Faux – Whites & Neutrals Price Chart and Surcharges..... 5
- 2-1/2" Faux – Wood Tones Price Chart and Surcharges 6
- 2" Faux – Premium Grain Price Chart and Surcharges 7
- BLISS and Somfy Automation System and Option Surcharges 8

Valance Information

- Individual Valance Ordering and Pricing/Tape Valance Option and Color Chart 9
- Valances and Valance Return Information and Specifications 10

- **Cordless Lift & Lock Bottomrail Color Coordination** 11

- **Solid and Decorative Tape Option and Listing** 12

Product and Specifications

- Product Specifications 13-14
- Size Specifications 15
- Finished Dimensions and Mounting Requirements 15

Controls, Components, Ladder/Tape Placement & Stack-up Charts

- Standard Rectangular 16
- Cordless 17
- BLISS and Somfy Automation 18
- Cordless Lift & Lock™ 19

Product Components Guide – product components pages are now featured in a separate guide for quick reference. [Click here to view or go to pricing.altawindowfashions.com/books/judp](#) in your browser.

Oversize Common Carrier Delivery

All orders with any quantity of shades or blinds or any continuous valance 90" or more in width are considered oversize. Therefore, a net shipping charge per oversized unit will be assessed.

Oversized orders that require expedited shipping will be quoted and charged accordingly.

Please see General Information for additional freight and shipping charge information.

COLOR CHART

2" FAUX WOOD

WHITES AND NEUTRALS	COLOR #
Dolphin	S921
Eggshell	S904
Gobi	S920
Pearl	S903
Smoke	S922
Snow	S901
Textured Pearl	T903
Textured Pure White	T901
Ultra White	S951

WOOD TONES	COLOR #
Burmese Teak	P925
Honey Maple	P924
Light Oak	P913

2-1/2" FAUX WOOD

WHITES AND NEUTRALS	COLOR #
Dolphin	S921
Eggshell	S904
Gobi	S920
Pearl	S903
Smoke	S922
Snow	S901
Textured Pearl	T903
Textured Pure White	T901
Ultra White	S951

WOOD TONES	COLOR #
Burmese Teak	P925
Honey Maple	P924
Light Oak	P913

2" PREMIUM GRAIN

Bedrock	PG603
Dakota	PG606
Harvest	PG504
Heathered	PG500

Sable	PG607
Slate	PG501
Sterling Gray	PG502

CHARACTERISTICS OF FAUX WOOD BLINDS

Faux wood blinds are an excellent and economical alternative to wood blinds for many applications and offer long lasting performance. The Whites and Neutrals and the Wood Tones colors are constructed of a durable engineered polymer material, and the Premium Grain colors are constructed of a non-PVC acrylic-based material. Both materials will not crack, chip or fade – perfect for high traffic areas. They are also easy to clean and are moisture resistant for placement in kitchens and bathrooms.

Faux wood blinds are not intended for installation near heat sources such as radiators and heat registers which can potentially compromise the integrity of the faux wood material, or in locations where temperatures within the window casing will exceed 120 degrees Fahrenheit, including older single pane or aluminum frame windows that conduct and amplify outside heat into the window casing.

Faux wood blinds in all colors are certified GOLD for Greenguard Indoor Air Quality. The Whites and Neutrals colors and the Wood Tone colors are FR Certified NFPA 701 (Premium Grain colors are not FR certified).

GROUP 1 – 2" WHITES & NEUTRALS

3" Standard Decorative Polymer Valance Included in Price

WIDTH TO:	24"	28"	32"	36"	42"	48"	54"	60"	66"	72"	78"	84"	96"
HEIGHT TO:													
30"	\$113	125	134	149	158	177	192	221	235	256	271	288	310
36"	123	131	141	157	172	186	205	235	252	279	288	310	335
42"	130	141	153	171	184	201	223	255	272	297	317	338	367
48"	139	149	159	180	196	216	236	269	292	322	334	363	393
54"	149	164	179	200	218	236	262	297	322	348	372	395	426
61"	158	174	189	210	231	250	278	320	340	373	394	426	460
66"	168	182	198	226	242	267	293	336	364	401	422	453	489
73"	180	195	209	240	260	287	317	364	389	426	451	488	527
78"	186	203	223	249	271	297	331	380	412	450	475	511	
84"	195	210	234	265	287	317	351	399	432	477	500	530	
90"	203	223	242	278	300	331	365	416	451	498	512		
96"	209	234	256	288	317	348	387	439	474	523			
102"	219	240	266	297	324	363	401	460	492				
108"	238	262	285	325	359	390	431	491	521				

Note: Blinds over 50 sq. ft. require 2 on 1 Headrail

Cordless Lift & Lock not available in sizes over 40 sq ft outside the thick black line

SOLID & DECORATIVE TAPE SURCHARGE

NOTE: See Tape section for sizes & availability. Tapes are NOT available with LightsOut feature, Cordless or Cordless Lift & Lock.

WIDTH TO:	24"	28"	32"	36"	42"	48"	54"	60"	66"	72"	78"	84"	96"
Solid	\$30	30	30	30	36	36	44	44	50	50	57	57	62
Decorative	62	62	62	62	77	77	94	94	107	107	122	122	132

NO CHARGE OPTIONS

- 3" Modern Valance (in place of standard Decorative Valance)
- 3" Crescent Valance (in place of standard Decorative Valance)
- LightsOut Routeless Feature (not available with Cordless Lift & Lock, Cordless Lift System or blinds with Tapes)
- Controls – LR, RL or Grouped
- Hold-Down Brackets
- Tile Cut Out – maximum 3" each side (not available with Cordless Lift & Lock)
- Short and Long Extension Brackets
- Spacer Blocks – small (3/8") and large (3/4")
- Special Wand and Cord Length (please see available lengths on p.16)
- Cord Tilter (please see available lengths on p.16)
- 2 on 1 Headrail (max. 120" on 2" blinds) – price as separate blinds (2 on 1 headrail not available with Cordless Lift)
- Side by Side (slat alignment guaranteed within 1/4" when requested at time of order. Blinds must be the same height, slat size & color)

OPTIONS: EXTRA CHARGE – SPECIFY ON ORDER

- Cordless Lift & Lock™ System.....add \$80 each
- Cordless Lift System.....add \$125 each
- Blinds Under 12" Wideadd \$16 each
- Tape Valanceadd \$16 each
- Keystone Valance Option (for blinds under 102" wide)add \$16

Note: For surcharges on oversize common carrier delivery, express ship program, shipments to Hawaii, Alaska and Puerto Rico, see General Information Section

SIZE SPECIFICATIONS	Automation				
	2" Standard	2" Cordless	2" Cordless Lift & Lock™	2" Bliss or Somfy Automation w/ Std Lift ¹	2" Bliss or Somfy Automation w / Cordless Lift ¹
Minimum Width (Net)	8" 12" with Tapes	18" Tapes NA	10-1/2" Tapes NA	20" 22" with Tapes	20" Tapes N/A
Maximum Width (One blind)	96"	78"	96"	96"	78"
Minimum Height	12"	12"	12"	12"	12"
Maximum Height	108"	72"	84"	96"	72"
Max. AREA (SQ/FT) ²	50 sq/ft	40 sq/ft	40 sq/ft	50 sq/ft	40 sq/ft
Maximum Width 2 on 1 Headrail	120"	N/A	120" ³	N/A	N/A
Maximum Continuous Valance Width (not spliced)	102"		102"	102"	102"

¹ Automation is not available with Cordless Lift & Lock

² Blinds over Max SQ/FT require 2 on 1 headrail (where available)

GROUP 2 – 2" WOOD TONES

3" Standard Decorative Polymer Valance Included in Price

WIDTH TO:	24"	28"	32"	36"	42"	48"	54"	60"	66"	72"	78"	84"	96"
HEIGHT TO:													
30"	\$122	133	142	158	176	192	209	239	265	282	305	322	346
36"	130	141	154	174	187	206	228	261	284	305	331	347	374
42"	140	154	168	187	203	226	245	284	310	332	364	380	412
48"	149	162	178	196	219	240	266	303	333	363	388	408	443
54"	164	181	197	222	240	266	293	333	372	398	430	451	488
61"	174	191	208	236	259	283	311	360	395	426	461	486	523
66"	184	202	226	249	276	303	335	389	425	459	499	522	563
73"	197	219	236	269	294	328	364	415	458	490	534	566	613
78"	208	230	249	287	317	347	382	440	491	531	578	605	
84"	226	244	269	308	338	374	415	474	530	567	624	627	
90"	235	259	286	328	360	398	444	511	563	604	639		
96"	248	271	304	345	378	418	470	536	597	643			
102"	258	286	318	359	394	439	489	560	625				
108"	280	309	342	389	429	473	531	601	649				

Note: Blinds over 50 sq. ft. require 2 on 1 Headrail

Cordless Lift & Lock not available in sizes over 40 sq ft outside the thick black line

SOLID & DECORATIVE TAPE SURCHARGE

NOTE: See Tape section for sizes & availability. Tapes are NOT available with LightsOut feature, Cordless or Cordless Lift & Lock.

WIDTH TO:	24"	28"	32"	36"	42"	48"	54"	60"	66"	72"	78"	84"	96"
Solid	\$30	30	30	30	36	36	44	44	50	50	57	57	62
Decorative	62	62	62	62	77	77	94	94	107	107	122	122	132

NO CHARGE OPTIONS	
<ul style="list-style-type: none"> • 3" Modern Valance (in place of standard Decorative Valance) • 3" Crescent Valance (in place of standard Decorative Valance) • LightsOut Routeless Feature (not available with Cordless Lift & Lock, Cordless Lift System or blinds with Tapes) • Controls – LR, RL or Grouped • Hold-Down Brackets • Tile Cut Out – maximum 3" each side (not available with Cordless Lift & Lock) • Short and Long Extension Brackets 	<ul style="list-style-type: none"> • Spacer Blocks – small (3/8") and large (3/4") • Special Wand and Cord Length (please see available lengths on p.16) • Cord Tilter (please see available lengths on p.16) • 2 on 1 Headrail (max. 120" on 2" blinds) – price as separate blinds (2 on 1 headrail not available with Cordless Lift) • Side by Side (slat alignment guaranteed within 1/4" when requested at time of order. Blinds must be the same height, slat size & color)

OPTIONS: EXTRA CHARGE – SPECIFY ON ORDER	
• Cordless Lift & Lock™ System.....add \$80 each	• Blinds Under 12" Wideadd \$16 each
• Cordless Lift System.....add \$125 each	• Tape Valanceadd \$16 each
	• Keystone Valance Option (for blinds under 102" wide).....add \$16

Note: For surcharges on oversize common carrier delivery, express ship program, shipments to Hawaii, Alaska and Puerto Rico, see General Information Section

SIZE SPECIFICATIONS	Automation				
	2" Standard	2" Cordless	2" Cordless Lift & Lock™	2" Bliss or Somfy Automation w/ Std Lift ¹	2" Bliss or Somfy Automation w / Cordless Lift ¹
Minimum Width (Net)	8" 12" with Tapes	18" Tapes NA	10-1/2" Tapes NA	20" 22" with Tapes	20" Tapes N/A
Maximum Width (One blind)	96"	78"	96"	96"	78"
Minimum Height	12"	12"	12"	12"	12"
Maximum Height	108"	72"	84"	96"	72"
Max. AREA (SQ/FT) ²	50 sq/ft	40 sq/ft	40 sq/ft	50 sq/ft	40 sq/ft
Maximum Width 2 on 1 Headrail	120"		120" ³	N/A	N/A
Maximum Continuous Valance Width (not spliced)	102"	N/A	102"	102"	102"

¹ Automation is not available with Cordless Lift & Lock

² Blinds over Max SQ/FT require 2 on 1 headrail (where available)

GROUP 3 – 2-1/2" WHITES & NEUTRALS

3" Standard Decorative Polymer Valance Included in Price

WIDTH TO:	24"	28"	32"	36"	42"	48"	54"	60"	66"	72"	78"	84"	96"
HEIGHT TO:													
30"	\$126	137	149	163	179	201	218	250	267	297	320	344	371
36"	137	146	158	177	195	217	239	271	296	325	350	375	405
42"	150	157	167	188	206	234	254	287	317	348	375	403	435
48"	155	166	179	203	224	249	273	313	343	380	408	440	475
54"	164	178	196	217	239	270	296	344	375	414	444	485	522
61"	174	191	206	233	257	293	321	368	405	446	486	524	566
66"	199	216	235	263	290	328	363	415	456	499	536	582	627
73"	212	231	250	281	311	351	388	446	486	540	581	626	679
78"	219	240	262	297	331	374	412	469	515	573	620	676	
84"	234	257	283	318	357	401	444	508	555	615	676	700	
90"	250	272	300	336	376	426	471	540	600	663	706		
96"	261	287	318	360	404	457	507	583	642	709			
102"	279	308	340	381	428	490	541	620	691				
108"	293	324	359	408	464	522	581	672	710				

Note: Blinds over 50 sq. ft. require 2 on 1 Headrail

Cordless Lift & Lock not available in sizes over 31 sq ft outside the thick black line

SOLID & DECORATIVE TAPE SURCHARGE

NOTE: See Tape section for sizes & availability. Tapes are NOT available with LightsOut feature, Cordless or Cordless Lift & Lock.

WIDTH TO:	24"	28"	32"	36"	42"	48"	54"	60"	66"	72"	78"	84"	96"
Solid	\$30	30	30	30	36	36	44	44	50	50	57	57	62
Decorative	62	62	62	62	77	77	94	94	107	107	122	122	132

NO CHARGE OPTIONS

- 3" Modern Valance (in place of standard Decorative Valance)
- 3" Crescent Valance (in place of standard Decorative Valance)
- LightsOut Routeless Feature (not available with Cordless Lift & Lock, Cordless Lift System or blinds with Tapes)
- Controls – LR, RL or Grouped
- Hold-Down Brackets (not available with Cordless Lift & Lock)
- Tile Cut Out – maximum 3" each side (not available with Cordless Lift & Lock)
- Short and Long Extension Brackets
- Cord Tilter (please see available lengths on p.16)
- Spacer Blocks – small (3/8") and large (3/4") (one 3/8" spacer set standard with 2-1/2" blinds)
- Special Wand and Cord Length (please see available lengths on p.16)
- 2 on 1 Headrail (maximum 120" on 2-1/2" blinds) – price as separate blinds (2 on 1 headrail not available with Cordless Lift)
- Side by Side (slat alignment guaranteed within 1/4" when requested at time of order. Blinds must be the same height, slat size & color)

OPTIONS: EXTRA CHARGE – SPECIFY ON ORDER

- Cordless Lift & Lock™ System.....add \$80 each
- Cordless Lift System.....add \$125 each
- Blinds Under 12" Wideadd \$16 each
- Tape Valanceadd \$16 each
- Keystone Valance Option (for blinds under 102" wide).....add \$16

Note: For surcharges on oversize common carrier delivery, express ship program, shipments to Hawaii, Alaska and Puerto Rico, see General Information Section

SIZE SPECIFICATIONS	2-1/2" Standard	2-1/2" Cordless	2-1/2" Cordless Lift & Lock™	Automation	
				2-1/2" Bliss or Somfy Automation w/ Std Lift 1	2-1/2" Bliss or Somfy Automation w / Cordless Lift 1
Minimum Width (Net)	12	18" Tapes NA	10-1/2" Tapes NA	20" 22" with Tapes	20" Tapes N/A
Maximum Width (One blind)	96"	78"	96"	96"	78"
Minimum Height	12"	12"	12"	12"	12"
Maximum Height	108"	72"	84"	96"	72"
Max. AREA (SQ/FT) ²	50 sq/ft	36 sq/ft	31 sq/ft	50 sq/ft	36 sq/ft
Maximum Width 2 on 1 Headrail	120"	N/A	120" ³	N/A	N/A
Maximum Continuous Valance Width (not spliced)	102"		102"	102"	102"

1 Automation is not available with Cordless Lift & Lock

2 Blinds over Max SQ/FT require 2 on 1 headrail (where available)

GROUP 4 – 2-1/2" WOOD TONES

3" Standard Decorative Polymer Valance Included in Price

WIDTH TO:	24"	28"	32"	36"	42"	48"	54"	60"	66"	72"	78"	84"	96"
HEIGHT TO:													
30"	\$140	149	163	180	196	223	239	273	294	327	351	377	408
36"	149	162	174	195	214	237	263	300	326	359	387	413	446
42"	163	172	184	207	226	256	279	318	347	383	413	443	476
48"	171	182	196	224	246	273	303	345	375	420	450	483	523
54"	181	196	214	238	264	297	327	376	413	455	489	532	573
61"	192	209	226	256	284	321	352	405	445	491	534	578	623
66"	217	237	257	289	320	361	397	457	501	551	588	640	691
73"	234	255	276	308	345	389	426	490	533	596	639	691	746
78"	240	265	288	327	364	412	452	516	566	628	680	742	
84"	257	282	310	348	392	440	489	559	611	677	742	772	
90"	273	301	330	372	414	470	518	596	661	728	776		
96"	287	317	348	395	444	503	558	642	705	782			
102"	305	336	373	420	472	539	597	680	760				
108"	322	357	394	449	510	573	638	741	783				

Note: Blinds over 50 sq. ft. require 2 on 1 Headrail

Cordless Lift & Lock not available in sizes over 31 sq ft outside the thick black line

SOLID & DECORATIVE TAPE SURCHARGE

NOTE: See Tape section for sizes & availability. Tapes are NOT available with LightsOut feature, Cordless or Cordless Lift & Lock.

WIDTH TO:	24"	28"	32"	36"	42"	48"	54"	60"	66"	72"	78"	84"	96"
Solid	\$30	30	30	30	36	36	44	44	50	50	57	57	62
Decorative	62	62	62	62	77	77	94	94	107	107	122	122	132

NO CHARGE OPTIONS

- 3" Modern Valance (in place of standard Decorative Valance)
- 3" Crescent Valance (in place of standard Decorative Valance)
- LightsOut Routeless Feature (not available with Cordless Lift & Lock, Cordless Lift System or blinds with Tapes)
- Controls – either LR, RL or Grouped
- Hold-Down Brackets (not available with Cordless Lift & Lock)
- Tile Cut Out – maximum 3" each side (not available with Cordless Lift & Lock)
- Short and Long Extension Brackets
- Cord Tilter (please see available lengths on p.16)
- Spacer Blocks – small (3/8") and large (3/4") (one 3/8" spacer set standard with 2-1/2" blinds)
- Special Wand and Cord Length (please see available lengths on p.16)
- 2 on 1 Headrail (maximum 120" on 2-1/2" blinds) – price as separate blinds (2 on 1 headrail not available with Cordless Lift)
- Side by Side (slat alignment guaranteed within 1/4" when requested at time of order. Blinds must be the same height, slat size & color)

OPTIONS: EXTRA CHARGE – SPECIFY ON ORDER

- Cordless Lift & Lock™ System.....add \$80 each
- Cordless Lift System.....add \$125 each
- Blinds Under 12" Wideadd \$16 each
- Tape Valanceadd \$16 each
- Keystone Valance Option (for blinds under 102" wide).....add \$16

Note: For surcharges on oversize common carrier delivery, express ship program, shipments to Hawaii, Alaska and Puerto Rico, see General Information Section

SIZE SPECIFICATIONS	Automation				
	2-1/2" Standard	2-1/2" Cordless	2-1/2" Cordless Lift & Lock™	2-1/2" Bliss or Somfy Automation w/ Std Lift 1	2-1/2" Bliss or Somfy Automation w / Cordless Lift 1
Minimum Width (Net)	12	18" Tapes NA	10-1/2" Tapes NA	20" 22" with Tapes	20" Tapes N/A
Maximum Width (One blind)	96"	78"	96"	96"	78"
Minimum Height	12"	12"	12"	12"	12"
Maximum Height	108"	72"	84"	96"	72"
Max. AREA (SQ/FT) ²	50 sq/ft	36 sq/ft	31 sq/ft	50 sq/ft	36 sq/ft
Maximum Width 2 on 1 Headrail	120"	N/A	120" ³	N/A	N/A
Maximum Continuous Valance Width (not spliced)	102"		102"	102"	102"

1 Automation is not available with Cordless Lift & Lock
 2 Blinds over Max SQ/FT require 2 on 1 headrail (where available)

GROUP 5 – 2" PREMIUM GRAIN

3" Standard Decorative Polymer Valance Included in Price

WIDTH TO:	24"	28"	32"	36"	42"	48"	54"	60"	66"	72"	78"	84"	96"
HEIGHT TO:													
30"	\$133	145	155	173	191	208	229	263	290	307	332	352	379
36"	142	154	168	190	205	225	249	286	311	332	360	380	409
42"	153	168	184	205	222	247	268	311	340	364	398	415	449
48"	161	175	195	216	240	264	291	331	364	397	424	446	484
54"	179	197	216	242	264	291	319	364	407	435	472	494	534
61"	190	208	228	259	282	308	341	394	434	466	505	531	572
66"	201	220	246	272	301	330	368	424	464	503	546	571	616
73"	216	240	259	294	323	358	398	455	503	537	583	620	669
78"	227	250	272	315	345	380	419	481	538	581	631	662	
84"	246	267	295	337	371	409	453	518	579	621	683	688	
90"	256	284	312	358	394	435	484	558	616	661	700		
96"	270	296	331	376	414	458	513	585	652	704			
102"	281	312	346	393	433	480	536	613	685				
108"	306	338	372	424	471	517	581	659	711				

Note: Blinds over 50 sq. ft. require 2 on 1 Headrail

Cordless Lift & Lock not available in sizes over 40 sq ft outside the thick black line

SOLID & DECORATIVE TAPE SURCHARGE

NOTE: See Tape section for sizes & availability. Tapes are NOT available with LightsOut feature, Cordless or Cordless Lift & Lock.

WIDTH TO:	24"	28"	32"	36"	42"	48"	54"	60"	66"	72"	78"	84"	96"
Solid	\$30	30	30	30	36	36	44	44	50	50	57	57	62
Decorative	62	62	62	62	77	77	94	94	107	107	122	122	132

NO CHARGE OPTIONS

- 3" Modern Valance (in place of standard Decorative Valance)
- 3" Crescent Valance (in place of standard Decorative Valance)
- LightsOut Routeless Feature (not available with Cordless Lift & Lock, Cordless Lift System or blinds with Tapes)
- Controls – LR, RL or Grouped
- Hold-Down Brackets
- Tile Cut Out – maximum 3" each side (not available with Cordless Lift & Lock)
- Short and Long Extension Brackets
- Spacer Blocks – small (3/8") and large (3/4")
- Special Wand and Cord Length (please see available lengths on p.16)
- Cord Tilter (please see available lengths on p.16)
- 2 on 1 Headrail (max. 120" on 2" blinds) – price as separate blinds (2 on 1 headrail not available with Cordless Lift)
- Side by Side (slat alignment guaranteed within 1/4" when requested at time of order. Blinds must be the same height, slat size & color)

OPTIONS: EXTRA CHARGE – SPECIFY ON ORDER

- Cordless Lift & Lock™ System.....add \$80 each
- Cordless Lift System.....add \$125 each
- Blinds Under 12" Wideadd \$16 each
- Tape Valanceadd \$16 each
- Keystone Valance Option (for blinds under 102" wide)add \$16

Note: For surcharges on oversize common carrier delivery, express ship program, shipments to Hawaii, Alaska and Puerto Rico, see General Information Section

SIZE SPECIFICATIONS	Automation				
	2" Standard	2" Cordless	2" Cordless Lift & Lock™	2" Bliss or Somfy Automation w/ Std Lift ¹	2" Bliss or Somfy Automation w / Cordless Lift ¹
Minimum Width (Net)	8" 12" with Tapes	18" Tapes NA	10-1/2" Tapes NA	20" 22" with Tapes	20" Tapes N/A
Maximum Width (One blind)	96"	78"	96"	96"	78"
Minimum Height	12"	12"	12"	12"	12"
Maximum Height	108"	72"	84"	96"	72"
Max. AREA (SQ/FT) ²	50 sq/ft	40 sq/ft	40 sq/ft	50 sq/ft	40 sq/ft
Maximum Width 2 on 1 Headrail	120"		120" ³	N/A	N/A
Maximum Continuous Valance Width (not spliced)	102"	N/A	102"	102"	102"

¹ Automation is not available with Cordless Lift & Lock

² Blinds over Max SQ/FT require 2 on 1 headrail (where available)



The Automation cost factor is different from blinds/shades. If you need to access your cost factor, refer to page 4 in the General Information Guide.

BLISS AUTOMATION OPTIONS: EXTRA CHARGE – SPECIFY ON ORDER (must select RF when ordering)

MOTORIZATION		
• BLISS™ Tilt (includes external pack).....	Part #62008000 + #62203300.....	add \$300 per blind
• BLISS™ External Battery Pack	Part #62203300	add \$90 each
• BLISS™ Solar Panel.....	Part #62201000.....	add \$120 each
• BLISS™ Plug In Charger Kit.....	Part #1027720.....	add \$30 each
• BLISS™ 15 Channel Hand Held Remote	Part #62101C00	add \$50 each
• BLISS™ 15 Channel Surface Mounted Wall Switch.....	Part #62109C00	add \$50 each
• BLISS™ 8" Charger Cable - charger to battery	Part #62206700.....	add \$6 each
• BLISS™ 48" Charger Cable - charger to battery.....	Part #62206800.....	add \$10 each
• BLISS™ Magnetic Charging Kit - 90 Degree.....	Part #1027769.....	add \$40 each
• BLISS™ Magnetic Charging Tip	Part #62206200.....	add \$6 each
• BLISS™ USB Bridge	Part #62102C00.....	add \$100 each
• BLISS™ External Battery Pack 48" Extension - motor to battery	Part #62207000.....	add \$6 each

SOMFY AUTOMATION OPTIONS: EXTRA CHARGE – SPECIFY ON ORDER (must select RF when ordering)

MOTORIZATION		
• Tilt Only 50 WireFree™ RTS	Part #1021803.....	add \$260 per blind
• Situo® 1 Remote in Pure - 1 Channel	Part #1019536.....	add \$60 each
• Situo® 5 Remote in Pure - 5 Channel	Part #1019537.....	add \$84 each
• Telis 16 Remote - 16 Channel	Part #1811081.....	add \$300 each
• Telis 1 Chronis Timer Remote.....	Part #1805237A.....	add \$330 each
• Smooove® 1 Surface Mounted Wall Switch - 1 Channel (Includes Pure Frame)	Part #1811533.....	add \$120 each
• Smooove® 4 Surface Mounted Wall Switch - 4 Channel (Includes Pure Frame)	Part #1019538.....	add \$120 each
• Smooove® Frame - Silver	Part #9015025.....	add \$24 each
• Smooove® Frame - Black	Part #9015023.....	add \$24 each
• Decoflex WireFree™ Wall Switch- 1 Channel, White	Part #1810897.....	add \$100 each
• Decoflex WireFree™ Wall Switch - 5 Channel, White	Part #1810813.....	add \$100 each
• Rechargeable Li-ion Battery Pack.....	Part #1019535.....	add \$100 each
• WireFree™ Lithium-ion Charger	Part #9025166.....	add \$30 each
• WireFree™ Li-ion Solar Kit (Charges Lithium-Ion Battery Pack).....	Part #1026827.....	add \$160 each
• Plug-in Transformer 12v DC, 10ft Cord	Part #1822445.....	add \$140 each
• Reloadable Battery Wand, empty (requires 8 AA Lithium batteries).....	Part #RC445268.....	add \$36 each
• Dual Reloadable Battery Wand, empty w/ connecting cable (each requires 8 AA lithium batteries).....	Part #KITRDWR.....	add \$86 each
• Battery Pack Extension Cable - 10"	Part #9018623.....	add \$12 each
• Battery Pack Extension Cable - 48".....	Part #9016736.....	add \$12 each
• Battery Pack Extension Cable - 96".....	Part #9018624.....	add \$18 each
• 8" WireFree Charger Extension Cable.....	Part #9021131.....	add \$12 each
• 95" WireFree Charger Extension Cable	Part #9021016.....	add \$12 each
• TaHoma Bridge	Part #1031856.....	add \$300 each
• TaHoma Ethernet Adaptor	Part #1031853.....	add \$40 each
• WireFree™ Solar Kit	Part #9019034.....	add \$200 each
<i>(Includes solar panel, 10" Y harness, 12v reloadable battery tube, tube mounting clips, glass mount adhesive tape, solar panel mounting brackets – 4 qty.)</i>		
• NiMH Rechargeable Batteries (10AA).....	Part #9018621.....	add \$60 each
• Solar Kit Rapid Charger	Part #9018620.....	add \$150 each

Notes: When ordering multiple motorized shades/remotes, please provide programming instructions. Otherwise, all shades will be programmed to one remote.

INDIVIDUAL VALANCE ORDERING & PRICING



Refer to this pricing for "individual" valances only. (Valances on all blind orders are already standard and included in the blind price.)

Valance Deductions for Faux Wood Blinds

Order Configuration		How Valance Will Be Produced
IB	RETURN LENGTH OVERRIDE	Inside miter to miter valance will be 1" wider than ordered width
OB	NET (Valance Only)	Inside miter to miter valance will be exact ordered width
IB	NET (Valance Only)	Valance will be exact ordered width
IB	CONTINUOUS	Valance will be exact size of continuous valance measurement
IB	CONTINUOUS with RETURN LENGTH OVERRIDE	Inside miter to miter valance will be 1" wider than ordered width
OB	CONTINUOUS	Inside miter to miter valance will be exact ordered width

2" & 2-1/2" FAUX WOOD COLOR NAMES	3" STANDARD DECORATIVE, 3" CRESCENT, AND 3" MODERN VALANCE COLOR #
Bedrock	PG603
Burmese Teak	P925
Dakota	PG606
Dolphin	S921
Eggshell	S904
Gobi	S920
Harvest	PG504
Heathered	PG500
Honey Maple	P924
Light Oak	P913
Pearl	S903
Sable	PG607
Slate	PG501
Smoke	S922
Snow	S901
Sterling Gray	PG502
Textured Pearl	T903
Textured Pure White	T901
Ultra White	S951

*NOTE: When ordering Textured Pure White and Textured Pearl, the Decorative Valance will be textured; Crescent Valance and Modern Valance will be smooth.

INDIVIDUAL VALANCE PRICING (FOR 3" STANDARD DECO, CRESCENT AND MODERN VALANCE)

WIDTH TO:	24"	28"	32"	36"	42"	48"	54"	60"	66"	72"	78"	84"	90"	96"	102"	108"	114"	120"	144"	168"
3" Standard Deco, Crescent, and Modern Valance	\$28	28	28	28	43	43	43	43	60	60	60	60	72	72	73	95	95	95	122	138

TAPE VALANCE OPTION



With this option, the 1" or 1-1/8" Tape is attached (glued) across the flat section of the 3" Standard Deco Valance. Refer to the faux wood/tape sample deck to coordinate faux wood and tape colors to your customer's liking. The tape names available for this option and the 4 digit tape color numbers are listed below. (Tape pattern orientation flows from left to right.)


SOLID TAPE NAMES	Color Number
Alabaster	1113
Black	1899
Chocolate	1376
Dark Beige	1323
Dark Gray	1850
Light Beige	1322
Light Gray	1861

SOLID TAPE NAMES	Color Number
Pecan	1334
Steel	1867
Taupe	1302
White	1100
DECORATIVE TAPE NAMES	Color Number
Gray Cream Band	5007
Gray Gold Band	5006

NOTE: Decorative Keystone can be ordered with the tape valance option but the tape will not be placed on the Keystone, as it will butt up to it on each side.

VALANCES

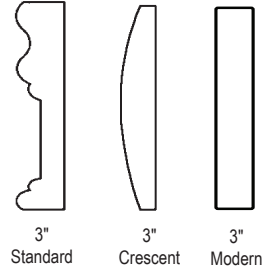
VALANCE & RETURN CONFIGURATIONS (OUTSIDE MOUNTS)



Standard Decorative - 3" Profile

Crescent Valance - 3" Profile (optional)

Modern Valance - 3" Profile (optional)



NOTE: Outside mount returns are adjusted longer by the factory when short or long (1-3/8" or 3-1/2") extension brackets or when small or large (3/8" or 3/4") spacer blocks are ordered. Only the 1st set of ordered spacer blocks will affect the return length adjustment. Please specify longer custom return lengths when ordering if additional spacer blocks will be used.

Slat Size/Style

- 2" Faux Wood Blinds
- 2-1/2" Faux Wood Blinds

Standard OB Returns

- 3"
- 3-3/8"

NOTE: Inside mount blind valances do not come with returns unless specified on the order.


KEYSTONE VALANCE OPTION

Keystones are designed to cover splices in oversized valances or can be used as a decorative element to add dimensional appeal.

Valances under 102" – a keystone may be added to a valance for a small surcharge. The valance will come fully assembled with the keystone positioned in the center. The color of the keystone will match the valance.

Valances over 102" that are spliced - a keystone will automatically be provided at no charge to join the sides and cover the splice. Will require assembly.

Note: the addition of a keystone will not affect the overall width of the valance.



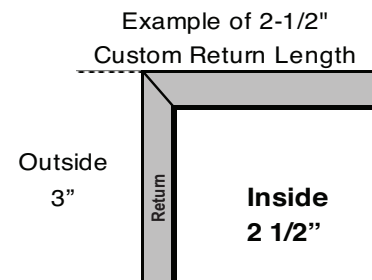
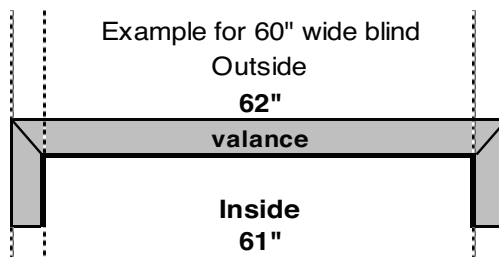
VALANCE / RETURN SPECIFICATIONS

- **Custom valance widths** are available upon request. Maximum widths for valance are as follows:
The maximum Continuous Valance width is **102"**
The maximum Spliced Valance width is **168"**. (See note below).
- **Custom return lengths** are available upon request.
The minimum return length is **1/2"**
The maximum return length is **6"**
- **3" Return lengths** are factory adjusted when extension brackets or (1 set of) spacer blocks are ordered.
Short Extension Brackets = **4-1/4"** Small Spacer Blocks (1st Set) = **3-3/8"**
Long Extension Brackets = **6-1/4"** Large Spacer Blocks (1st Set) = **3-3/4"**

NOTE: Valances over 102" will be spliced in the middle. **A decorative keystone will be supplied at no charge to join the sides and conceal the splice.**

CUSTOM VALANCE & RETURNS – MEASURED & CUT FROM THE INSIDE:

- **NOTE:** Valances are cut to measure from the **inside** miter to insure the most accurate fit when installed over the headrail or window frame.



CORDLESS LIFT & LOCK™ – BOTTOMRAIL COLOR COORDINATION

The cordless Lift & Lock™ operating system comes with a coordinating aluminum bottomrail in the color listed below.

Whites & Neutrals	2" Color #	2-1/2" Color #	Cordless Lift & Lock Bottomrail		
			Color	Color #	End Cap PCN
Dolphin	S921	S921	Pearl Gray	879	5003097879
Eggshell	S904	S904	Antique White	973	5003091973
Gobi	S920	S920	Antique White	973	5003091973
Pearl	S903	S903	Antique White	973	5003091973
Smoke	S922	S922	Gray Flannel	405	1005598
Snow	S901	S901	Flex White	885	1005682
Textured Pearl	T903	T903	Antique White	973	5003091973
Textured Pure White	T901	T901	Gloss White	110	5003097110
Ultra White	S951	S951	Pearl	974	1005683

Wood Tones	2" Color #	2-1/2" Color #	Cordless Lift & Lock Bottomrail		
			Color	Color #	End Cap PCN
Burmese Teak	P925	P925	Wild Ginger	463	1005680
Honey Maple	P924	P924	Camel	082	5003091082
Light Oak	P913	P913	Camel	082	5003091082

Premium Grain	2" Color #		Cordless Lift & Lock Bottomrail		
			Color	Color #	End Cap PCN
Bedrock	PG603	N/A	Bronze	064	5003091064
Dakota	PG606	N/A	Sweet Chocolate	378	5003091378
Harvest	PG504	N/A	Cocoa	083	1005593
Heathered	PG500	N/A	Smokey Gray	443	1005599
Sable	PG607	N/A	Venetian Bronze	234	5003091234
Slate	PG501	N/A	Smokey Gray	443	1005599
Sterling Gray	PG502	N/A	Pearl Gray	879	5003097879

NOTE: Bottomrail colors are pre-selected. Hardware color override is not available.
Please refer to the cordless Lift & Lock™ Hardware Color Card to see an example of the bottomrail color.

SOLID AND DECORATIVE TAPES

TAPES



TAPE SPECIFICATIONS

Select the tape width, color and design which will complement your 2" or 2-1/2" faux wood blind.

- Made from a poly/cotton blend
- Resists fading or shrinking
- *Lifetime Guarantee*
- Decorative tapes are attached to solid colored tape ladders that are slightly narrower than the width of the decorative tape (see chart below). The ladder is pre-selected based upon this width and for color coordination. A high tech gluing process is used to adhere the decorative tape. This process is superior to the commonly used sewing application which is visible and tends to pucker. **The decorative tape is only applied to the ladder on the front of the blind. The back of the blind will have a solid color tape visible (see chart below).**

Solid Tapes

1" Solid Tape	Color Number
Alabaster	1113
Black	1899
Chocolate	1376
Dark Beige	1323
Dark Gray	1850
Light Beige	1322
Light Gray	1861
Pecan	1334
Steel	1867
Taupe	1302
White	1100

1-1/2" Solid Tape	Color Number
Alabaster	8113
Black	8899
Chocolate	8376
Dark Beige	8323
Dark Gray	8850
Light Beige	8322
Light Gray	8861
Pecan	8334
Steel	8867
Taupe	8302
White	8100

Decorative Tapes

1-1/8" Deco Tape		Attached To
Gray Cream Band	5007	Alabaster
Gray Gold Band	5006	Alabaster
1-1/4" Deco Tape		Attached To
Stonewash Cocoa	5003	Light Beige
Stonewash Espresso	5005	Chocolate
Stonewash Gray	5002	Alabaster
Stonewash Khaki	5001	Alabaster

1-1/2" Deco Tape		Attached To
Dublin	6200	Alabaster
Ivory Accent	0911	Alabaster
Knit Fit	4300	Alabaster
White Accent	0910	White

Solid and Decorative Tapes are not available with:

- LightsOut Routeless Feature
- Cordless Lift
- Cordless Lift & Lock™

PRODUCT SPECIFICATIONS

FEATURES	2"	2-1/2"
# of Colors	20	12
Headrail Size	1-1/2" x 2-1/4"	1-1/2" x 2-1/4"
Headrail Gauge	.024	.024
Bracket Style	Box	Box
Bottomrail - Standard/Cordless	Trapezoid	Trapezoid
Bottomrail - Cordless Lift & Lock	Aluminum Bottomrail made in 1 of 18 colors - see listing on Page 11 for color name and Wood/Faux Wood bottomrail color guide for color sample	
Ladder Space	44 mm	54 mm
Wand Tilt <small>- not available with Somfy Automation option</small>	Yes	Yes
Decorative Valance	Yes – 3"	Yes – 3"
Crescent Valance (Optional)	Yes – 3"	Yes – 3"
Modern Valance (Optional)	Yes – 3"	Yes – 3"
Valance Return Lengths (standard for outside mounts)	3"	3-3/8"
Adjustable Valance Attachment System	Yes	Yes
Decorative Tassel	Yes	Yes
Headrail End Stiffener	Yes	Yes
Break-Away Stop Ball	Yes	Yes
Warranty (<i>Tilt motor systems are warranted for 5 years</i>)	Limited Lifetime	Limited Lifetime
Flame Resistant – NFPA #701	Yes	Yes

OPTIONS AND UPGRADES	2"	2-1/2"
Cordless Lift <small>- not available with tapes - not available with LightsOut Routeless feature</small>	Yes	Yes
Cordless Lift & Lock™ <small>- not available with tapes - not available with LightsOut Routeless feature</small>	Yes	Yes
Bliss and Somfy Automation System ¹ <small>- not available with cordless Lift & Lock™</small>	Yes	Yes
LightsOut Routeless Slats ² <small>- not available with tapes - not available with cordless lift - not available with cordless Lift & Lock™</small>	Yes	Yes
2 On 1 Headrail ³ <small>- 2-on-1 headrail not available with cordless lift</small>	Yes	Yes
Tapes ⁴ (not available with LightsOut feature) <small>- not available with cordless lift - not available with cordless Lift & Lock™ - not available with LightsOut Routeless feature</small>	Yes	Yes
Tape Valance – Standard Decorative Valance Only	Yes	Yes
Crescent Valance Option ⁵	Yes	Yes
Modern Valance Option ⁵	Yes	Yes
Keystone Valance Option	Yes	Yes

FOOTNOTES (FEATURES & SPECIFICATIONS)
¹ Automation systems requires a REMOTE CONTROL unit. The quantity of remote control units must be specified when ordering. Somfy Automation requires both a remote and a power source. Please specify when ordering.
² The LightsOut configuration may cause slight "puckering" of the lift cords on the front of the blind when the slats are tilted backwards (reverse tilt) due to the use of interlacing cords on the front (the back uses looped ladders). A gentle tug down on the lift cord tassel will eliminate any puckering.
² The slats on LightsOut routeless blinds feature notches in the slat instead of route holes. Regardless of blind size, there will notches in the front and rear of the slat on the far right and far left ladders only, approximately 6" in from the end of the slat.
³ There will be a 1/2" maximum light gap between multiple blinds on 1 headrail. 2 on 1 headrail not available with the Automation upgrades.
⁴ Wood tone blinds will include Antique Brass tape clamps and White/Neutral tone blinds will include White tape clamps on the bottomrail.
⁵ When ordered with T901 Textured Pure White or T903 Textured Pearl, the Crescent Valance and Modern Valance will be a smooth finish.

PRODUCT SPECIFICATIONS

CONTROL/MOUNTING OPTIONS	2"	2-1/2"
Cord Tilt (single blind)	Yes	Yes
Wand/Cord – Custom Lengths (single blind)	Yes	Yes (Cord Only)
Control Positions (single blind)	LR, RL or Grouped	LR, RL or Grouped
Tilt Control Position – Cordless	Left Tilt Only	Left Tilt Only
Tilt Control Position – Cordless Lift & Lock™ (single blind)	L or R Under 12-1/2" net - center tilt only	L or R Under 12-1/2" net - center tilt only
Lift Control Position – Automation (Motor will be on opposite side)	L or R	L or R
Tile Cut-out(s) - not available with cordless Lift & Lock™	Yes	Yes
Spacer Blocks ⁶ (3/8" and 3/4" Depths)	Yes	3/8" Standard
Extension Brackets (Short & Long)	Yes	Yes
Hold-down Brackets - not available with 2-1/2" cordless Lift & Lock	Yes	Yes

2 on 1 Cordlock with Wand Tilt	Width (NET)	LEFT BLIND		RIGHT BLIND	
		WAND TILT	LIFT CORD	WAND TILT	LIFT CORD
	8" to 11-7/8"	C (only)	n/a	C (only)	n/a
	12" to 18"	R (only)	L (only)	L (only)	R (only)
	18-1/8" or more	L or R	L (only)	L or R	R (only)
2 on 1 Cordlock with Cord Tilt	Width (NET)	LEFT BLIND		RIGHT BLIND	
		CORD TILT	LIFT CORD	CORD TILT	LIFT CORD
	8" to 11-7/8"	N/A	N/A	N/A	N/A
	12" to 18"	N/A	N/A	N/A	N/A
	18-1/8" or more	L (only)	L (only)	R (only)	R (only)

2 on 1 Lift & Lock with Wand Tilt	Width (NET)	LEFT BLIND	Right Blind
		WAND TILT	WAND TILT
	10-1/2" to 12-3/8"	C (only)	C (only)
	12-1/2" or more	L or R	L or R
2 on 1 Lift & Lock with Cord Tilt	Width (NET)	LEFT BLIND	Right Blind
		CORD TILT	CORD TILT
	10-1/2" to 12-3/8"	C (only)	C (only)
	12-1/2" or more	L (only)	R (only)

FOOTNOTES

⁶ On outside mount valances, the 1st set of ordered spacer blocks will automatically lengthen the default 3" valance return length by the depth of the spacer, either 3/8" or 3/4".

SIZE SPECIFICATIONS

STANDARD RECTANGULAR	2"	2-1/2"
Minimum Width (Net)	8" 12" with Tapes	12" 12" with Tapes
Maximum Width (One blind)	96"	96"
Minimum Height	12"	12"
Maximum Height	108"	108"
Max. AREA (SQ/FT) (Blinds over 50 SQ/FT require 2 on 1 headrail)	50 sq/ft	50 sq/ft
Maximum Width 2 on 1 Headrail	120"	120"
Maximum Continuous Valance Width (not spliced)	102"	102"

CORDLESS LIFT	2"	2-1/2"
Minimum Width (Net)	18"	18"
Maximum Width (One blind)	78"	78"
Minimum Height	12"	12"
Maximum Height	72"	72"
Maximum AREA (SQ/FT)	40 sq/ft	36 sq/ft

CORDLESS LIFT & LOCK™	2"	2-1/2"
Minimum Width (Net)	10-1/2"	10-1/2"
Maximum Width (One blind)	96"	96"
Minimum Height	12"	12"
Maximum Height	84"	84"
Maximum AREA (SQ/FT)	40 sq/ft	31 sq/ft
Maximum Width 2 on 1 Headrail	120"	120"
Maximum Continuous Valance Width (not spliced)	102"	102"

Bliss and Somfy Automation	2" w/ Std Lift	2" w/ Cordless lift	2-1/2" w / Std Lift	2-1/2" with Cordless Lift
Minimum Width (Net)	20" 22" with Tapes	20" Tapes N/A	20" 22" with Tapes	20" Tapes N/A
Maximum Width (One blind)	96"	78"	96"	78"
Maximum Height	96"	72"	96"	72"
Maximum AREA (SQ/FT)	50 sq/ft	40 sq/ft	50 sq/ft	36 sq/ft
Maximum Continuous Valance Width (not spliced)	102"	102"	102"	102"

FINISHED DIMENSIONS

Adjustments are taken from ordered dimensions and may vary slightly.

Inside (IB) Mount	
Headrail width ¹	- 3/4"
Blind width	- 1/2"
Blind height	ordered height
Valance	- 1/8"
Outside (OB) Mount	
Headrail width ¹	- 1/4"
Blind width	ordered width
Blind height	ordered height
Valance	+ 1"
2 on 1 Headrail	
Gap between panels	- 1/2"

MOUNTING REQUIREMENTS

Use a metal tape measure for all measurements.

Inside (IB) Mount	
Minimum mounting depth:	1-1/8"
Minimum mounting depth, flush mount - 2" Slat:	3-1/2"
Minimum mounting depth, flush mount - 2-1/2" Slat:	3-3/4"
Outside (OB) Mount	
Minimum flat vertical surface:	1-3/4"

FOOTNOTE

1 The headrail width has a 1/4" deduction on outside mounts and 3/4" deduction on inside mounts to accommodate the installation brackets.

CONTROL CHARTS – STANDARD CORD LIFT

TILT CORD (OPTIONAL)

- Cords are **color-coordinated** with slats
- Standard tilt cord lengths are 40% of the blind height as required by child safety standards. Customized lengths are available upon request.
 - For 2" blinds, minimum cord length is 6". For blinds under 15" in height, a cord length override to at least 6" must be requested.
 - For 2-1/2" blinds, minimum cord length is 10". For blinds under 24-3/4" in height, a cord length override to at least 10" must be requested.
- For Bliss and Somfy Automation, the tilt function is controlled by remote unit

CONTROL POSITIONS:

Tilt Cord center and no Lift Cord*
 Tilt Cord left / Lift Cord right (standard)
 Lift Cord left / Tilt Cord right
 Tilt & Lift Cords grouped left
 Tilt & Lift Cords grouped right

Min. Width (NET)
Under 12"
12"
12"
18-1/8"
18-1/8"

* Available on 2" blinds only

TILT WAND (STANDARD)

- Tilt wands are **color-coordinated** with slats
- Chart shows standard lengths.
- For Bliss and Somfy Automation, tilt function is controlled by remote unit
- Tilt Length Override – specify length when ordering

Color wands up to 48" long. Clear in 60", 72", 84".
 Wand length optional. Specify above optional lengths when ordering.

2" & 2-1/2" Faux	
Wand Length	Blind Height
12"	12" to 24"
20"	24 1/8" to 36"
24"	36 1/8" to 48"
36"	48 1/8" to 72"
48"	72 1/8" to 108"

Lift Cord Control – Standard lift cord length is 40% of the blind height as required by child safety standards. Customized lengths are available upon request. Minimum cord length is 6". For blinds under 15" in height, a cord length override to at least 6" must be requested.

LADDER/TAPE PLACEMENT CHARTS

The chart shows the number of ladders and routes based on the NET width of the blind.

2" & 2-1/2" Faux		
Blind Width	# of Ladders	# of Routes
8" to 20" **	2	2
20-1/8" to 32"	3	2
32-1/8" to 44"	4	4
44-1/8" to 56"	5	4
56-1/8" to 68"	6	4
68-1/8" to 80"	7	4
80-1/8" to 96"	8	4

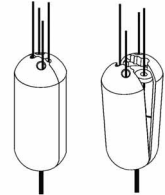
**Under 12" NET for 2" slats only

**Routes are positioned approximately 2" from the end of the slat for blinds less than 12 1/8" wide, and 4" from the end of the slat for all others. Exceptions are standard and LightsOut blinds with grouped controls will be approximately 4 1/2" from end of slat, and 4 3/4" for blinds with cloth tapes and grouped controls, and 6-5/8" for blinds with Bliss or Somfy Automation

BREAK-AWAY STOP BALL

- Stop balls are standard for ALL lift cords.

The stop ball separates under pressure. It easily snaps together again.



BOTTOMRAIL (STANDARD)

- 2" Trapezoid bottomrails are standard on faux wood blinds with standard lift cords

The "trapezoid" bottomrail provides a contoured, modern look along with improved blind operation (slat tilting & rotating).

Trapezoid Bottomrail



STACK-UP-CHART (APPROXIMATE)

The charts below show the stacking height of the slats when the blind is fully raised. **Add in HR+BR for total.**

- Headrail+Bottomrail = 2-1/2"

2" Faux	
Blind Height	Stack Height
48"	5"
72"	7-1/2"
84"	9-1/4"
96"	10-7/8"

2-1/2" Faux	
Blind Height	Stack Height
48"	4"
72"	6-1/4"
84"	7-1/2"
96"	9"

PLUS + 2-1/2"

PLUS + 2-1/2"

CONTROL CHARTS – CORDLESS

TILT CORD (OPTIONAL)

- Tilt cords are **color coordinated** with slats
- Standard tilt cord lengths are 40% of the blind height as required by child safety standards. Customized lengths are available upon request.
 - For **2" blinds**, minimum cord length is 6". For blinds under 15" in height, a cord length override to at least 6" must be requested.
 - For **2-1/2" blinds**, minimum cord length is 10". For blinds under 24-3/4" in height, a cord length override to at least 10" must be requested.
- **LIFT** function is controlled from the bottom rail

TILT CONTROL POSITIONS - LEFT ONLY

Tilt Wand (Standard), Tilt Cords (Optional)
or Bliss and Somfy Automation (Optional)

Min. Width (NET)
18"
20" with Automation

TILT WAND (STANDARD)

- Tilt wands are **color-coordinated** with slats
- Chart shows standard lengths.
- For **Bliss and Somfy Automation**, tilt function is controlled by remote unit
- Tilt Length Override – specify length when ordering

Color wands up to 48" long. Clear in 60", 72", 84".
Wand length optional. Specify above optional lengths when ordering.

2" & 2-1/2" Faux	
Wand Length	Blind Height
12"	12" to 24"
20"	24 1/8" to 36"
24"	36 1/8" to 48"
36"	48 1/8" to 72"
48"	72 1/8" to 108"

LADDER/TAPE PLACEMENT CHARTS

The chart shows the number of ladders and routes based on the NET width of the blind.

2" & 2-1/2" Faux		
# of Routes	# of Ladders	# of Routes
18" to 24"	2	2
24-1/8" to 36"	3	2
36-1/8" to 48"	4	4
48-1/8" to 60"	5	4
60-1/8" to 72"	6	4
72-1/8" to 78"	7	4


**Routes are positioned approximately 6" from the end of the slat for all blinds and 6-5/8" for blinds with Bliss or Somfy Automation

BOTTOMRAIL – CORDLESS LIFT

- **2" Trapezoid** bottomrails are standard on faux wood blinds with **cordless lift**

The "trapezoid" bottomrail provides a contoured, modern look along with improved blind operation (slat tilting & rotating).

Trapezoid Bottomrail



STACK-UP-CHART (APPROXIMATE)

The charts below show the stacking height of the slats when the blind is fully raised. **Add in HR+BR for total.**

2" Faux	
Blind Height	Stack Height
48"	5"
72"	7-1/2"

2-1/2" Faux	
Blind Height	Stack Height
48"	4"
72"	6-1/4"

PLUS + 2-1/2"

PLUS + 2-1/2"

CONTROL CHARTS – BLISS AND SOMFY AUTOMATION

CONTROLS

- Lift cords are **color coordinated** with slats
- Standard lift cord lengths are 40% of the blind height as required by child safety standards. Customized lengths are available upon request.
 - For 2" blinds, minimum cord length is 6". For blinds under 15" in height, a cord length override to at least 6" must be requested.
 - For 2-1/2" blinds, minimum cord length is 10". For blinds under 24-3/4" in height, a cord length override to at least 10" must be requested.

CONTROL POSITIONS:

Lift Cord **right** (standard) or **left**

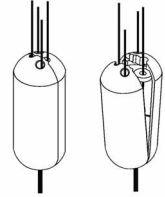
Min. Width
20"
22" with Tapes

Motor position will be on the opposite side of Lift Cord

BREAK-AWAY STOP BALL

- Stop balls are standard for ALL lift cords.

The stop ball separates under pressure. It easily snaps together again.



LADDER/TAPE PLACEMENT CHARTS

The chart shows the number of ladders and routes based on the NET width of the blind.

2" & 2-1/2" FAUX		
Blind Width	# of Ladders	# of Routes
20" to 24"	2	2
24-1/8" to 36"	3	2
36-1/8" to 48"	4	4
48-1/8" to 60"	5	4
60-1/8" to 72"	6	4
72-1/8" to 84"	7	4
84-1/8" to 96"	8	4

**Routes are positioned approximately 5" from the end of the slat for blinds less than 18 1/8" wide, and 6" from the end of the slat for all others.

STACK-UP CHART (APPROXIMATE)

The charts below show the stacking height of the slats when the blind is fully raised. **Add in HR+BR for total.**

- Headrail+Bottomrail = 2-1/2"

2" Faux	
Blind Height	Stack Height
48"	5"
72"	7-1/2"
84"	9-1/4"
96"	10-7/8"

2 1/2" Faux	
Blind Height	Stack Height
48"	4"
72"	6-1/4"
84"	7-1/2"
96"	9"

CONTROL CHARTS – CORDLESS LIFT & LOCK SYSTEM

TILT CORD (OPTIONAL)

- Cords are **color-coordinated** with slats
- Standard tilt cord lengths are 40% of the blind height as required by child safety standards. Customized lengths are available upon request.
 - For 2" blinds, minimum cord length is 6". For blinds under 15" in height, a cord length override to at least 6" must be requested.
 - For 2-1/2" blinds, minimum cord length is 10". For blinds under 24-3/4" in height, a cord length override to at least 10" must be requested.
- For cordless Lift & Lock the lift function is controlled by the bottomrail

CONTROL POSITIONS:

Tilt Cord **center** ONLY
Tilt **Left** or **Right** ONLY

Min. Width (NET)
10-1/2" to 12-3/8"
12-1/2" and more

TILT WAND (STANDARD)

- Tilt wands are **color-coordinated** with slats
- Chart shows standard lengths.
- Tilt Length Override (Optional) – specify length when ordering

Color wands up to 48" long. Clear in 60", 72", 84".
Wand length optional. Specify above optional lengths when ordering.

2" & 2-1/2" Faux	
Wand Length	Blind Height
12"	12" to 24"
20"	24 1/8" to 36"
24"	36 1/8" to 48"
36"	48 1/8" to 72"
48"	72 1/8" to 108"



LADDER/TAPE PLACEMENT CHARTS

The chart shows the number of ladders and routes based on the NET width of the blind.


2" & 2-1/2" Faux		
Blind Width	# of Ladders	# of routes
10-1/2" to 12-1/2"	2	2
12-5/8" to 18"	2	2
18-1/8" to 21-1/2"	2	2
21-5/8" to 33-1/2"	3	2
33-5/8" to 45-1/2"	4	2
45-5/8" to 57-1/2"	5	4
57-5/8" to 69-1/2"	6	4
69-5/8" to 81-1/2"	7	4
81-5/8" to 96"	8	4

**Routes are positioned approximately 2 1/2" from the end of the slat for blinds less than 12 1/2" wide, 3" from the end of the slat for blinds less than 18 1/8" wide, and 4 3/4" from the end of the slat for all others.

BOTTOMRAIL – CORDLESS LIFT & LOCK™

- A 2" deep by 1" tall aluminum bottomrail is standard

The aluminum bottomrail comes in one of the available colors pre-selected to best complement the color of the slat. A list of the coordinating bottomrail colors can be found on page 12. Please refer Cordless Lift & Lock Bottomrail Colors sheet to see an example of the bottomrail color.



NOTE: Bottomrail colors are pre-selected. Hardware color override is not available.

STACK-UP CHART (APPROXIMATE)

The charts below show the stacking height of the slats when the blind is fully raised. **Add in HR+BR for total.**

- Headrail+Bottomrail = 2-1/2"

2" Faux	
Blind Height	Stack Height
48"	5"
72"	7-1/2"
84"	9-1/4"

2-1/2" Faux	
Blind Height	Stack Height
48"	4"
72"	6-1/4"
84"	7-1/2"

PLUS + 2-1/2"

PLUS + 2-1/2"