// Retail Price List & Product Info Guide

ALTA
WINDOW FASHIONS
design simplified

SOFTSTYLE
SHADES

Pricing effective January 24, 2022 and supersedes all previous pricing.
Subject to change by Alta Window Fashions.

SUMMARY OF REVISIONS

TABLE OF CONTENTS

- Pattern Information 2
- Color Charts 3-6
- Stack Chart 6

Pricing for Standard Rectangular, Options, Automation Surcharges

- Pricing and Options – Standard Rectangular 7-18
- TriLight Shades Pricing 19
- Automation Surcharges and Options 20
- Arches Pricing 21
- Skylight Pricing 22
- Vertical Application Pricing 23
- Hybrid Pleat Pricing 24

Rectangular Configuration Specifications

- Standard Cordlock 25
- Two-on-One Rail 25
- Top-Down and Top-Down/Bottom-Up 26
- Cut-Outs 26
- Cordless Lift 27
- Cordless Lift & Lock™ 28
- Continuous Cord Loop 29

TriLight Shades®

- Smart Facts 30
- Selecting a TriLight Shade 30
- Sheer Pleated Color Chart 31
- Configuration Specifications 32-34

Product Configuration Specifications

- Bliss Automation 35-36
- Simplicity And Powerwand 37-39
- Vertical Application 40
- Classic Skylight and Skylight with Automation 41-42
- Arches 43
- Specialty Shapes 44-45
- Size Standards Summary 46-49

Product Components Guide – product components pages are now featured in a separate guide for quick reference. Click here to view or go to pricing.altawindowfashions.com/books/zkev in your browser.

Oversize Common Carrier Delivery

All orders with any quantity of shades or blinds or any continuous valance 90" or more in width (or Vertical Applications over 90" in height) are considered oversize. Therefore, a net shipping charge per oversized unit will be assessed.

Oversized orders that require expedited shipping will be quoted and charged accordingly.

Please see General Information for additional freight and shipping charge information.

CELLULAR SHADE PATTERN INFORMATION

Pattern Name		# of Cells	Price Group (Standard)	Care Code	Light Control	Hardware Restrictions
Semi Opaque - Single Cell						
SoftStyle Beginnings Semi-Opaque – Large Single Cell	S50	Single	2-SS	1, 2 & 3	C	
SoftStyle Semi-Opaque – Small Single Cell	S11	Single	1-SS	1, 2 & 3	C	Vertical Application
SoftStyle Semi-Opaque – Large Single Cell	S21	Single	4-SS	1, 2 & 3	C	
Semi Opaque - Double Cell						
SoftStyle Beginnings Semi-Opaque – Double Cell	S51	Double	3-SS	1, 2 & 3	C	Vertical Application, Arches
SoftStyle Semi-Opaque – Double Cell	S31	Double	5-SS	1, 2 & 3	C	Vertical Application
Blackout - Single Cell						
SoftStyle Blackout – Small Single Cell	S13	Single	6-SS	1 & 3	E	Vertical Application
SoftStyle Blackout – Large Single Cell	S23	Single	7-SS	1 & 3	E	
SoftStyle Subdue Blackout - Large Single Cell	S61	Single	8-SS	1 & 3	E	
Blackout - Double Cell						
SoftStyle Blackout – Double Cell	S32	Double	8-SS	1 & 3	E	Vertical Application
1-1/4" Cell						
SoftStyle Semi-Opaque – 1-1/4" Single Cell	S41	Single	9-SS	1, 2 & 3	C	Standard Cordlock, Continous Cordloop, Cordless Lift & Lock, Skylight, Arches, Angles, Specialty Shapes, Vertical Application, Simplicity Automation, Bliss Automation TDBU, TriLight
SoftStyle Blackout – 1-1/4" Single Cell	S43	Single	10-SS	1, 2 & 3	E	Standard Cordlock, Continous Cordloop, Cordless Lift & Lock, Skylight, Arches, Angles, Specialty Shapes, Vertical Application, Simplicity Automation, Bliss Automation TDBU, TriLight
Hybrid Pleat						
2" Hybrid Pleat – Semi-Opaque	HPF	Single	Hybrid Pleat Semi-Opaque	1, 2 & 3	C	Standard Cordlock, Skylight, Arches, Angles, Specialty Shapes, PowerWand
2" Hybrid Pleat – Blackout	HPR	Single	Hybrid Pleat Blackout	1, 2 & 3	E	Standard Cordlock, Skylight, Arches, Angles, Specialty Shapes, PowerWand

Hardware Options

- **Standard Cordlock – 3/4" Rail System**
- **Continuous Cord Loop System**
- **Continuous Cord Loop Top-Down/Bottom-Up**
- **Cordless Lift System**
- **Cordless Lift System Top-Down/Bottom-Up**
- **Cordless Lift & Lock**
- **Cordless Lift & Lock Top-Down/Bottom-Up**
- **Top-Down**
- **Top-Down/Bottom-Up**
- **Two-On-One Rail**
- **Vertical Application**
- **Classic Skylight**
- **Arches**
- **Angles**
- **Specialty Shapes**
- **Battery Operated Automation**
- **TriLight**
- **Bliss Automation TDBU**

Care Method 1
Dusting with a feather, or synthetic, non-abrasive, material duster is recommended for cellular shade surfaces which are lightly soiled.

Care Method 2
Wiping with a soft, damp sponge or cloth, of non-abrasive material, with lukewarm water is recommended for cellular shade surfaces which need spot cleaning.

Care Method 3
Vacuuming with a soft bristle vacuum cleaner brush attachment is recommended for cellular shade surfaces which are heavily soiled.

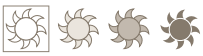

A. Sheer
Softly filters light and reduces glare. Images, shapes and people can be seen clearly. Provides the least amount of light and shape screening.



B. Semi-Sheer
Filters strong light. Images, shapes and people can be seen with some clarity. Provides a modest degree of light and shape screening.

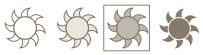

C. Semi-Opaque
Significantly reduces light. Images, shapes and people cannot be seen clearly. Provides a moderate to strong degree of light and shape screening. Darker colored materials tend to provide stronger screening than lighter colored materials in this category.

D. Opaque
Blocks out virtually all light (except light that may enter on the sides of the shade) for maximum privacy and darkness.

CELLULAR COLOR CHART

FABRIC			HARDWARE	
Code	Color #	Color Name	STD	VA
SMALL SINGLE CELL - Semi-Opaque (Price Group 1-SS)				
S11	589	Afternoon Light	127	N/A
S11	1553	Birdbath	810	
S11	1556	Caribbean Sky	135	
S11	515	Cavern	361	
S11	510	Celadon	958	
S11	1655	Cloud Cover	885	
S11	581	Coastal Eddy	018	
S11	528	Daisy White	320	
S11	1567	Espresso Bean	849	
S11	1559	Fly Fishing	849	
S11	1658	Foggy Night	405	
S11	524	Gold Treasure	952	
S11	513	Graystone	810	
S11	1656	Gray Wisp	765	
S11	1565	Ground Cloves	960	
S11	1552	Gunnysack	862	
S11	526	Ice Age	320	
S11	1659	Ice Princess	885	
S11	1550	Ice Rink	885	
S11	1654	Imagine	018	
S11	1560	Lava Rock	405	
S11	529	Lemon Frost	674	
S11	500	Marshmallow	661	
S11	1557	Night Blue	450	
S11	1566	Oak Branch	849	
S11	584	Ocean Blue	450	
S11	527	Pale White *	785	
S11	1652	Parchment	885	
S11	1651	Pressed Petals	205	
S11	1564	Redwood	956	
S11	1561	Rock Garden	765	
S11	588	Rocking Chair	083	
S11	517	Rye	630	
S11	1650	Sandcastle	205	
S11	503	Scone	320	
S11	509	Silver Dollar	405	
S11	1653	Snowbank	785	
S11	582	Steel	018	
S11	1657	Stillness	276	
S11	1555	Summer Storm	765	
S11	521	Trail	810	
S11	501	Veil	320	

FABRIC			HARDWARE	
Code	Color #	Color Name	STD	VA
LARGE SINGLE CELL - Semi-Opaque (Price Group 4-SS)				
S21	589	Afternoon Light	127	862
S21	1553	Birdbath	810	810
S21	1556	Caribbean Sky	135	661
S21	515	Cavern	361	862
S21	510	Celadon	958	862
S21	1655	Cloud Cover	885	661
S21	581	Coastal Eddy	018	276
S21	528	Daisy White	320	785
S21	1567	Espresso Bean	849	810
S21	1559	Fly Fishing	849	810
S21	1658	Foggy Night	405	276
S21	524	Gold Treasure	952	082
S21	513	Graystone	810	810
S21	1656	Gray Wisp	765	276
S21	1565	Ground Cloves	960	785
S21	1552	Gunnysack	862	862
S21	526	Ice Age	320	862
S21	1659	Ice Princess	885	661
S21	1550	Ice Rink	885	661
S21	1654	Imagine	018	276
S21	1560	Lava Rock	405	276
S21	529	Lemon Frost	674	882
S21	500	Marshmallow	661	661
S21	1557	Night Blue	450	661
S21	1566	Oak Branch	849	810
S21	584	Ocean Blue	450	661
S21	527	Pale White *	785	785
S21	1652	Parchment	885	661
S21	1651	Pressed Petals	205	862
S21	1564	Redwood	956	083
S21	1561	Rock Garden	765	276
S21	588	Rocking Chair	083	083
S21	517	Rye	630	841
S21	1650	Sandcastle	205	862
S21	503	Scone	320	862
S21	509	Silver Dollar	405	276
S21	1653	Snowbank	785	785
S21	582	Steel	018	276
S21	1657	Stillness	276	276
S21	1555	Summer Storm	765	276
S21	521	Trail	810	810
S21	501	Veil	320	862

FABRIC			HARDWARE	
Code	Color #	Color Name	STD	VA
DOUBLE CELL - Semi-Opaque (Price Group 5-SS)				
S31	589	Afternoon Light	127	N/A
S31	1553	Birdbath	810	
S31	1556	Caribbean Sky	135	
S31	515	Cavern	361	
S31	510	Celadon	958	
S31	1655	Cloud Cover	885	
S31	581	Coastal Eddy	018	
S31	528	Daisy White	320	
S31	1567	Espresso Bean	849	
S31	1559	Fly Fishing	849	
S31	1658	Foggy Night	405	
S31	524	Gold Treasure	952	
S31	513	Graystone	810	
S31	1656	Gray Wisp	765	
S31	1565	Ground Cloves	960	
S31	1552	Gunnysack	862	
S31	526	Ice Age	320	
S31	1659	Ice Princess	885	
S31	1550	Ice Rink	885	
S31	1654	Imagine	018	
S31	1560	Lava Rock	405	
S31	529	Lemon Frost	674	
S31	500	Marshmallow	661	
S31	1557	Night Blue	450	
S31	1566	Oak Branch	849	
S31	584	Ocean Blue	450	
S31	527	Pale White *	785	
S31	1652	Parchment	885	
S31	1651	Pressed Petals	205	
S31	1564	Redwood	956	
S31	1561	Rock Garden	765	
S31	588	Rocking Chair	083	
S31	517	Rye	630	
S31	1650	Sandcastle	205	
S31	503	Scone	320	
S31	509	Silver Dollar	405	
S31	1653	Snowbank	785	
S31	582	Steel	018	
S31	1657	Stillness	276	
S31	1555	Summer Storm	765	
S31	521	Trail	810	
S31	501	Veil	320	

NOTE: Pale White (color 527) has a yellow hue. Please review the color carefully during the selection process.

CODE KEY:

STD = Standard cordlock (Cordless, Cordless Lift & Lock, Continuous Cord Loop, and Motorized with coordinated rails)

VA = Vertical application shades

CELLULAR COLOR CHART

FABRIC			HARDWARE	
Code	Color #	Color Name	STD	VA
SMALL SINGLE CELL - Blackout (Price Group 6-SS)				
S13	1743	Birdbath	810	N/A
S13	1855	Cloud Cover	885	
S13	1856	Cookie Dough	862	
S13	1747	Espresso Bean	849	
S13	706	Goose Down	661	
S13	1748	Gray Gust	018	
S13	1744	Ground Pepper	765	
S13	710	Ice Princess	885	
S13	1854	Imagine	018	
S13	702	Irish Coffee	862	
S13	1750	Night Blue	450	
S13	1784	Ocean Blue	450	
S13	1851	Parchment	885	
S13	700	Pebble	361	
S13	701	Pitch Black	048	
S13	707	Pristine Palace	320	
S13	1745	Red Sand	956	
S13	704	Richwood	849	
S13	1853	Rocky Beach	320	
S13	708	Sand Sculpture	882	
S13	1746	Sandstone Gray	810	
S13	763	Silver Dollar	405	
S13	1852	Snowbank	785	
S13	740	Thunder Cloud	405	
S13	1850	Vanilla Ice Cream	785	
S13	1857	Weathered Brick	954	
S13	1858	Woods	405	
S13	1742	Yucca Cactus	135	

FABRIC			HARDWARE	
Code	Color #	Color Name	STD	VA
LARGE SINGLE CELL - Blackout (Price Group 7-SS)				
S23	1743	Birdbath	810	810
S23	1855	Cloud Cover	885	661
S23	1856	Cookie Dough	862	862
S23	1747	Espresso Bean	849	862
S23	706	Goose Down	661	661
S23	1748	Gray Gust	018	276
S23	1744	Ground Pepper	765	276
S23	710	Ice Princess	885	785
S23	1854	Imagine	018	276
S23	702	Irish Coffee	862	862
S23	1750	Night Blue	450	661
S23	1784	Ocean Blue	450	661
S23	1851	Parchment	885	661
S23	700	Pebble	361	841
S23	701	Pitch Black	048	048
S23	707	Pristine Palace	320	862
S23	1745	Red Sand	956	083
S23	704	Richwood	849	810
S23	1853	Rocky Beach	320	785
S23	708	Sand Sculpture	882	882
S23	1746	Sandstone Gray	810	810
S23	763	Silver Dollar	405	276
S23	1852	Snowbank	785	785
S23	740	Thunder Cloud	405	276
S23	1850	Vanilla Ice Cream	785	785
S23	1857	Weathered Brick	954	082
S23	1858	Woods	405	276
S23	1742	Yucca Cactus	135	785

FABRIC			HARDWARE	
Code	Color #	Color Name	STD	VA
DOUBLE CELL - Blackout (Price Group 8-SS)				
S32	1743	Birdbath	810	N/A
S32	1855	Cloud Cover	885	
S32	1856	Cookie Dough	862	
S32	1747	Espresso Bean	849	
S32	706	Goose Down	661	
S32	1748	Gray Gust	018	
S32	1744	Ground Pepper	765	
S32	710	Ice Princess	885	
S32	1854	Imagine	018	
S32	702	Irish Coffee	862	
S32	1750	Night Blue	450	
S32	1784	Ocean Blue	450	
S32	1851	Parchment	885	
S32	700	Pebble	361	
S32	701	Pitch Black	048	
S32	707	Pristine Palace	320	
S32	1745	Red Sand	956	
S32	704	Richwood	849	
S32	1853	Rocky Beach	320	
S32	708	Sand Sculpture	882	
S32	1746	Sandstone Gray	810	
S32	763	Silver Dollar	405	
S32	1852	Snowbank	785	
S32	740	Thunder Cloud	405	
S32	1850	Vanilla Ice Cream	785	
S32	1857	Weathered Brick	954	
S32	1858	Woods	405	
S32	1742	Yucca Cactus	135	

CODE KEY:

STD = Standard cordlock (Cordless, Cordless Lift & Lock, Continuous Cord Loop, and Motorization with coordinated rails)

VA = Vertical application shades

Hardware Colors

		STD	1-1/4"	VA
018	Satin Silver	X	X	N/A
048	Black	X	N/A	X
082	Camel	X	X	X
083	Cocoa	X	N/A	X
127	Cameo	X	X	N/A
135	Whisper Heather	X	X	N/A
205	Fawn	X	X	N/A
276	Silverado	X	X	X
320	Rich Cream	X	N/A	N/A
361	Tender Taupe	X	X	N/A
405	Gray Flannel	X	X	N/A
450	Skyline	X	X	N/A
621	Putty	X	X	N/A
630	Gold Leaf	X	N/A	N/A
661	White Tiara	X	X	X

		STD	1-1/4"	VA
674	Bamboo Stalk	X	N/A	N/A
685	Blue Sky	X	N/A	N/A
765	Silver Maple	X	X	N/A
785	Aspen White	X	X	X
810	Mushroom	X	X	X
841	Dark Blonde	X	X	X
849	Mocha	X	N/A	N/A
862	Gardenia White	X	X	X
882	Honey Bisque	X	X	X
885	Flex White	X	N/A	N/A
952	Pristine Beach	X	N/A	N/A
954	Tranquil Tea	X	N/A	N/A
956	Renaissance Clay	X	N/A	N/A
958	Velvet Fern	X	N/A	N/A
960	Terra Cotta Urn	X	N/A	N/A

Effective 1/24/22

CELLULAR COLOR CHART

FABRIC			HARDWARE	
Code	Color #	Color Name	OPTION	VA
2" HYBRID PLEAT - Semi-Opaque				
Where applicable, coordinates with cellular color of the same name				
HPF	2753	Caribbean Sky	135	661
HPF	715	Cavern	361	862
HPF	2750	Coastal Eddy	018	276
HPF	2852	Foggy Night	405	276
HPF	735	Ice Age	862	862
HPF	2851	Imagine	018	276
HPF	2752	Lava Rock	405	276
HPF	700	Marshmallow	661	661
HPF	727	Pale White *	785	785
HPF	2850	Stillness	276	276
HPF	2751	Summer Storm	765	276
HPF	739	Trail	810	810

NOTE: Pale White (color 727) has a yellow hue. Please review the color carefully during the selection process.

FABRIC			HARDWARE	
Code	Color #	Color Name	OPTION	VA
2" HYBRID PLEAT - Blackout				
Where applicable, coordinates with cellular color of the same name				
HPR	2950	Birdbath	810	810
HPR	2978	Cloud Cover	885	661
HPR	2951	Gray Gust	018	276
HPR	910	Ice Princess	885	661
HPR	2974	Imagine	018	276
HPR	919	Sandstone Gray	810	810

FABRIC			HARDWARE	
Code	Color #	Color Name	STD	VA
LARGE SINGLE CELL - Semi-Opaque (Price Group 2-SS)				
S50	537	Boulder	765	276
S50	8501	Whiteboard	661	661
S50	8503	Banana Cream	320	785
S50	531	Merino	661	661
S50	8506	Soapstone	018	276
S50	532	Wafer	810	810

FABRIC			HARDWARE	
Code	Color #	Color Name	STD	VA
DOUBLE CELL - Semi-Opaque (Price Group 3-SS)				
S51	537	Boulder	765	N/A
S51	8501	Whiteboard	661	
S51	8503	Banana Cream	320	
S51	531	Merino	661	
S51	8506	Soapstone	018	
S51	532	Wafer	810	

FABRIC			HARDWARE	
Code	Color #	Color Name	STD	VA
LARGE SINGLE CELL - Blackout (Price Group 8-SS)				
S61	3744	Birdbath	810	810
S61	3741	Goose Down	885	661
S61	3745	Gray Gust	018	276
S61	3742	Ice Princess	885	661
S61	3743	Pristine Palace	862	862

CODE KEY:

STD = Standard cordlock (Cordless, Cordless Lift & Lock, Continuous Cord Loop, and Motorized with coordinated rails)

VA = Vertical application shades

NOTE: Fabric Color Names are NOT intended to be a literal representation of the fabric. Please review fabrics, especially lighter colors, in different lights and compared to other fabrics of similar color to ensure you make the selection that best meets your expectations. Any subtleties in the color will be more obvious when the material is stacked.

CELLULAR COLOR CHART

FABRIC Code	FABRIC Color #	FABRIC Color Name	HARDWARE OPTION	HARDWARE VA
1-1/4" SINGLE CELL - Semi-Opaque				
Where applicable, coordinates with cellular color of the same name				
S41	500	Marshmallow	661	N/A
S41	1553	Birdbath	810	
S41	513	Graystone	810	
S41	581	Coastal Eddy	018	
S41	582	Steel	018	
S41	509	Silver Dollar	405	
S41	527	Pale White (Yellow)	785	
S41	589	Afternoon Light	127	
S41	1552	Gunnysack	862	
S41	1555	Summer Storm	765	
S41	515	Cavern	361	
S41	521	Trail	810	

NOTE: Pale White (color 527) has a yellow hue. Please review the color carefully during the selection process.

FABRIC Code	FABRIC Color #	FABRIC Color Name	HARDWARE OPTION	HARDWARE VA
1-1/4" SINGLE CELL - Blackout				
Where applicable, coordinates with cellular color of the same name				
S43	7500	Goose Down	661	N/A
S43	7553	Birdbath	810	
S43	7610	Ice Princess	661	
S43	7648	Gray Gust	018	
S43	7509	Silver Dollar	405	
S43	7640	Thunder Cloud	405	

CODE KEY:

STD = Standard cordlock (Cordless, Cordless Lift & Lock, Continuous Cord Loop, and Motorized with coordinated rails)

VA = Vertical application shades

NOTE: Fabric Color Names are NOT intended to be a literal representation of the fabric. Please review fabrics, especially lighter colors, in different lights and compared to other fabrics of similar color to ensure you make the selection that best meets your expectations. Any subtleties in the color will be more obvious when the material is stacked.

STACK CHART

Family	48" Shade Drop	72" Shade Drop	84" Shade Drop	120" Shade Drop
Softstyle Semi-Opaque - Large Single Cell	1"	1-1/2"	1-3/4"	2-1/2"
Softstyle Semi-Opaque - Small Single Cell	1-1/8"	2"	2-1/4"	2-7/8"
Softstyle Semi-Opaque - Double Cell	1-5/8"	2-1/2"	2-5/8"	3-5/8"
Softstyle Semi-Opaque - 1-1/4" Single Cell (**Max Drop 108"**)	1/2"	3/4"	1"	1-3/8"
Softstyle Blackout - Large Single Cell	7/8"	1-1/4"	1-1/2"	1-1/2"
Softstyle Blackout - Small Single Cell	7/8"	1-1/2"	1-3/4"	2"
Softstyle Blackout - Double Cell	3/4"	1-1/4"	1-1/2"	3"
Softstyle Blackout - 1-1/4" Single Cell (**Max Drop 108"**)	3/4"	1-1/8"	1-1/4"	1-5/8"
Softstyle Subdue Blackout - Large Single Cell	1-1/2"	2"	2-1/8"	2-1/2"
Softstyle Beginnings Semi-Opaque - Large Single Cell	1"	1"	1-1/4"	1-3/4"
Softstyle Beginnings Semi-Opaque - Double Cell	1-1/8"	1-7/8"	2"	2-1/2"
2" Hybrid Pleat - Semi Opaque	3/4"	1-1/8"	1-1/2"	1-3/4"
2" Hybrid Pleat - Blackout	1"	1-1/4"	1-3/4"	2-1/8"

ALTA WINDOW FASHIONS

GROUP 1-SS (Standard Rectangular)

• SoftStyle 9/16" Semi-Opaque (S11)

WIDTH TO:	24"	30"	36"	42"	48"	54"	60"	66"	72"	84"	96"	108"	120"
HEIGHT TO:													
36"	$141	156	180	198	219	240	260	278	298	338	384	425	471
42"	150	168	195	219	240	260	284	305	325	374	422	471	518
48"	160	188	208	233	260	284	308	335	360	408	464	514	568
54"	168	195	222	250	278	305	332	363	387	446	505	559	621
60"	180	204	240	267	298	325	354	387	419	484	541	608	666
66"	195	219	254	284	315	350	381	415	449	514	584	648	718
72"	198	228	267	302	338	371	408	442	474	550	626	694	769
78"	208	243	281	315	360	395	431	467	508	584	659	739	818
84"	219	254	294	335	374	408	449	491	532	611	694	776	862
90"	225	267	308	350	395	436	474	518	559	648	736	822	909
96"	233	274	322	368	408	452	498	541	587	680	772	862	955
108"	254	302	347	398	449	494	541	594	645	745	846	945	1049
120"	270	322	381	431	487	538	594	648	700	808	922	1032	1130

CONTINUOUS CORD LOOP SYSTEM "REQUIRED" FOR SIZES TO THE RIGHT OF THE THICK BLACK LINE.

OPTIONS: NO EXTRA CHARGE

- **Color-Coordinated Rails**
- **Control Positions** – left or right side of the shade (Exception: for Two-on-One Headrail, cords must be on opposite ends of the headrail)
- **3" Extension Bracket and 1/2" Spacer Blocks** – maximum of 3 spacer blocks per bracket
- **Hold Down Brackets**
- **Cut-Outs** – up to 3" wide (see page 26 for details)
- **Special Cord Lengths** – standard cord is 40% of the height of the shade unless otherwise specified
- **Hardware Color Override**

OPTIONS: EXTRA CHARGE

See "SIZE STANDARDS" for complete option details.

- **Fabric-Wrapped Rail Option** ..... **add $24**
- **Top-Down & Top-Down/Bottom-Up** ..... **add $96**
- **Continuous Cord Loop*** ..... **add $60**
  - **– Top-Down/Bottom-Up*** ..... **add $156**
- **Cordless Lift System*** ..... **add $96**
  - **– Two-On-One Headrail* price as 2 separate shades and add $192** (not available in Top-Down/Bottom-Up)
  - **– Three-On-One Headrail* price as 3 separate shades and add $288** (not available in Top-Down/Bottom-Up)
  - **– Top-Down/Bottom-Up*** ..... **add $192**
- **Cordless Lift & Lock** ..... **add $48**
  - **– Cordless Lift & Lock Two-On-One Headrail** ..... **add $96**
  - **– Cordless Lift & Lock Three-On-One Headrail** ..... **add $144**
  - **– Top-Down/Bottom-Up*** ..... **add $144**
  - **– Premium Headrail Upgrade*** ..... **add $18**
  (Premium Headrail not available with Top-Down/Bottom-Up or TriLight)
- **18" to 36" Cordless Extension Pole** #24-213 TEP-2L13091 ..... **$24**
- **5' to 10' Cordless Extension Pole** #400036-81511 ..... **$42**
- **Rectangular Shade and Arch** – price as 2 separate shades; One Arch and One Rectangular
- **TriLight Shades** – see page 19 and pages 30-34
- **Angle Cut** ..... **add $135**

***NOTE: FABRIC-WRAPPED RAILS ARE OPTIONAL FOR A SURCHARGE ON CONTINUOUS CORD LOOP, CORDLESS LIFT, CORDLESS LIFT & LOCK, AND MOTORIZED SHADES. COLOR-COORDINATED RAILS ARE AVAILABLE AT NO ADDITIONAL CHARGE.**

See page 20 for automation surcharges

ALTA WINDOW FASHIONS

GROUP 2-SS (Standard Rectangular)

• SoftStyle 3/4" Beginnings Semi-Opaque (S50)

WIDTH TO:	24"	30"	36"	42"	48"	54"	60"	66"	72"	84"	96"	108"	120"
HEIGHT TO:													
36"	$153	174	198	219	243	260	281	305	325	371	419	464	511
42"	168	188	215	243	267	288	315	338	368	415	467	518	575
48"	174	201	228	257	284	311	338	368	395	449	508	562	621
54"	180	212	243	274	305	332	363	392	422	484	545	608	675
60"	198	228	264	291	325	360	392	425	460	529	594	663	733
66"	212	247	278	315	354	387	425	460	498	575	645	718	793
72"	222	254	291	332	374	408	446	487	529	605	683	763	842
78"	237	274	315	360	401	439	484	529	575	656	742	828	918
84"	247	288	332	377	425	467	514	559	605	694	787	879	976
90"	257	302	350	401	449	494	541	590	642	739	835	931	1035
96"	267	315	368	419	471	518	568	621	672	776	882	983	1089
108"	288	338	401	455	514	565	621	680	736	849	959	1076	1193
120"	315	374	436	498	565	626	688	752	811	939	1065	1193	1320

CONTINUOUS CORD LOOP SYSTEM "REQUIRED" FOR SIZES TO THE RIGHT OF THE THICK BLACK LINE.

OPTIONS: NO EXTRA CHARGE

- **Color-Coordinated Rails**
- **Control Positions** – left or right side of the shade (Exception: for Two-on-One Headrail, cords must be on opposite ends of the headrail)
- **3" Extension Bracket and 1/2" Spacer Blocks** – maximum of 3 spacer blocks per bracket
- **Hold Down Brackets**
- **Cut-Outs** – up to 3" wide (see page 26 for details)
- **Special Cord Lengths** – standard cord is 40% of the height of the shade unless otherwise specified
- **Hardware Color Override**

OPTIONS: EXTRA CHARGE

See "SIZE STANDARDS" for complete option details.

- **Fabric-Wrapped Rail Option** ..... **add $24**
- **Top-Down & Top-Down/Bottom-Up** ..... **add $96**
- **Continuous Cord Loop*** ..... **add $60**
  - **– Top-Down/Bottom-Up*** ..... **add $156**
- **Cordless Lift System*** ..... **add $96**
  - **– Two-On-One Headrail* price as 2 separate shades and add $192** (not available in Top-Down/Bottom-Up)
  - **– Three-On-One Headrail* price as 3 separate shades and add $288** (not available in Top-Down/Bottom-Up)
  - **– Top-Down/Bottom-Up*** ..... **add $192**
- **Cordless Lift & Lock** ..... **add $48**
  - **– Cordless Lift & Lock Two-On-One Headrail** ..... **add $96**
  - **– Cordless Lift & Lock Three-On-One Headrail** ..... **add $144**
  - **– Top-Down/Bottom-Up*** ..... **add $144**
  - **– Premium Headrail Upgrade*** ..... **add $18** (Premium Headrail not available with Top-Down/Bottom-Up or TriLight)
- **18" to 36" Cordless Extension Pole** #24-213 TEP-2L13091 ..... **$24**
- **5' to 10' Cordless Extension Pole** #400036-81511 ..... **$42**
- **Rectangular Shade and Arch** – price as 2 separate shades; One Arch and One Rectangular
- **TriLight Shades** – see page 19 and pages 30-34
- **Angle Cut** ..... **add $135**

***NOTE: FABRIC-WRAPPED RAILS ARE OPTIONAL FOR A SURCHARGE ON CONTINUOUS CORD LOOP, CORDLESS LIFT, CORDLESS LIFT & LOCK, AND MOTORIZED SHADES. COLOR-COORDINATED RAILS ARE AVAILABLE AT NO ADDITIONAL CHARGE.**

See page 20 for automation surcharges

ALTA WINDOW FASHIONS

GROUP 3-SS (Standard Rectangular)

• SoftStyle Beginnings Double Cell Semi-Opaque (S51)

WIDTH TO:	24"	30"	36"	42"	48"	54"	60"	66"	72"	84"	96"	108"	120"
HEIGHT TO:													
36"	$147	165	188	208	228	247	270	291	311	354	398	439	487
42"	156	180	201	228	250	278	298	322	347	395	446	494	545
48"	168	195	222	247	274	298	322	347	377	428	484	538	590
54"	177	201	228	260	291	318	347	374	401	464	522	581	642
60"	192	219	250	281	311	342	374	408	439	505	565	632	697
66"	198	233	267	298	335	371	404	439	474	545	618	683	760
72"	212	243	281	318	357	392	425	464	505	578	656	727	804
78"	222	260	302	342	384	422	464	505	545	626	712	790	876
84"	233	274	318	363	404	446	491	532	578	659	752	838	931
90"	247	288	335	381	428	471	518	562	611	704	796	890	986
96"	254	298	347	398	449	494	541	590	642	742	842	939	1042
108"	274	322	381	431	491	538	590	648	704	808	918	1028	1136
120"	298	357	419	477	538	594	656	715	776	893	1013	1136	1262

CONTINUOUS CORD LOOP SYSTEM "REQUIRED" FOR SIZES TO THE RIGHT OF THE THICK BLACK LINE.

OPTIONS: NO EXTRA CHARGE

- **Color-Coordinated Rails**
- **Control Positions** – left or right side of the shade (Exception: for Two-on-One Headrail, cords must be on opposite ends of the headrail)
- **3" Extension Bracket and 1/2" Spacer Blocks** – maximum of 3 spacer blocks per bracket
- **Hold Down Brackets**
- **Cut-Outs** – up to 3" wide (see page 26 for details)
- **Special Cord Lengths** – standard cord is 40% of the height of the shade unless otherwise specified
- **Hardware Color Override**

OPTIONS: EXTRA CHARGE

See "SIZE STANDARDS" for complete option details.

- **Fabric-Wrapped Rail Option** ..... **add $24**
- **Top-Down & Top-Down/Bottom-Up** ..... **add $96**
- **Continuous Cord Loop*** ..... **add $60**
  - **– Top-Down/Bottom-Up*** ..... **add $156**
- **Cordless Lift System*** ..... **add $96**
  - **– Two-On-One Headrail* price as 2 separate shades and add $192** (not available in Top-Down/Bottom-Up)
  - **– Three-On-One Headrail* price as 3 separate shades and add $288** (not available in Top-Down/Bottom-Up)
  - **– Top-Down/Bottom-Up*** ..... **add $192**
- **Cordless Lift & Lock** ..... **add $48**
  - **– Cordless Lift & Lock Two-On-One Headrail** ..... **add $96**
  - **– Cordless Lift & Lock Three-On-One Headrail** ..... **add $144**
  - **– Top-Down/Bottom-Up*** ..... **add $144**
  - **– Premium Headrail Upgrade*** ..... **add $18**
  (Premium Headrail not available with Top-Down/Bottom-Up or TriLight)
- **18" to 36" Cordless Extension Pole** #24-213 TEP-2L13091 ..... **$24**
- **5' to 10' Cordless Extension Pole** #400036-81511 ..... **$42**
- **Rectangular Shade and Arch** – price as 2 separate shades; One Arch and One Rectangular
- **TriLight Shades** – see page 19 and pages 30-34
- **Angle Cut** ..... **add $135**

***NOTE: FABRIC-WRAPPED RAILS ARE OPTIONAL FOR A SURCHARGE ON CONTINUOUS CORD LOOP, CORDLESS LIFT, CORDLESS LIFT & LOCK, AND MOTORIZED SHADES. COLOR-COORDINATED RAILS ARE AVAILABLE AT NO ADDITIONAL CHARGE.**

See page 20 for automation surcharges

ALTA WINDOW FASHIONS

GROUP 4-SS (Standard Rectangular)

• SoftStyle 3/4" Semi-Opaque (S21)

WIDTH TO:	24"	30"	36"	42"	48"	54"	60"	66"	72"	84"	96"	108"	120"
HEIGHT TO:													
36"	$177	198	225	250	278	298	322	350	374	425	484	532	587
42"	192	215	247	278	305	332	360	392	419	477	535	594	656
48"	198	233	264	298	329	357	392	419	452	518	584	648	715
54"	212	243	281	311	350	381	419	449	487	553	629	697	776
60"	228	264	302	335	374	412	449	491	529	608	683	763	838
66"	243	281	318	363	404	446	487	529	568	656	742	828	909
72"	254	291	335	381	428	471	511	559	608	694	787	876	966
78"	270	311	363	412	464	505	556	608	656	752	852	952	1052
84"	281	329	381	436	487	535	590	642	694	796	903	1010	1121
90"	294	347	401	460	518	565	621	675	736	849	959	1073	1189
96"	305	363	419	481	541	594	656	712	772	893	1013	1130	1251
108"	329	392	460	522	590	653	712	779	849	976	1103	1237	1372
120"	363	428	501	578	648	718	790	862	931	1079	1224	1372	1517

CONTINUOUS CORD LOOP SYSTEM "REQUIRED" FOR SIZES TO THE RIGHT OF THE THICK BLACK LINE.

OPTIONS: NO EXTRA CHARGE

- **Color-Coordinated Rails**
- **Control Positions** – left or right side of the shade (Exception: for Two-on-One Headrail, cords must be on opposite ends of the headrail)
- **3" Extension Bracket and 1/2" Spacer Blocks** – maximum of 3 spacer blocks per bracket
- **Hold Down Brackets**
- **Cut-Outs** – up to 3" wide (see page 26 for details)
- **Special Cord Lengths** – standard cord is 40% of the height of the shade unless otherwise specified
- **Hardware Color Override**

OPTIONS: EXTRA CHARGE

See "SIZE STANDARDS" for complete option details.

- **Fabric-Wrapped Rail Option** ..... **add $24**
- **Top-Down & Top-Down/Bottom-Up** ..... **add $96**
- **Continuous Cord Loop*** ..... **add $60**
  - **– Top-Down/Bottom-Up*** ..... **add $156**
- **Cordless Lift System*** ..... **add $96**
  - **– Two-On-One Headrail* price as 2 separate shades and add $192** (not available in Top-Down/Bottom-Up)
  - **– Three-On-One Headrail* price as 3 separate shades and add $288** (not available in Top-Down/Bottom-Up)
  - **– Top-Down/Bottom-Up*** ..... **add $192**
- **Cordless Lift & Lock** ..... **add $48**
  - **– Cordless Lift & Lock Two-On-One Headrail** ..... **add $96**
  - **– Cordless Lift & Lock Three-On-One Headrail** ..... **add $144**
  - **– Top-Down/Bottom-Up*** ..... **add $144**
  - **– Premium Headrail Upgrade*** ..... **add $18** (Premium Headrail not available with Top-Down/Bottom-Up or TriLight)
- **18" to 36" Cordless Extension Pole** #24-213 TEP-2L13091 ..... **$24**
- **5' to 10' Cordless Extension Pole** #400036-81511 ..... **$42**
- **Rectangular Shade and Arch** – price as 2 separate shades; One Arch and One Rectangular
- **TriLight Shades** – see page 19 and pages 30-34
- **Angle Cut** ..... **add $135**

***NOTE: FABRIC-WRAPPED RAILS ARE OPTIONAL FOR A SURCHARGE ON CONTINUOUS CORD LOOP, CORDLESS LIFT, CORDLESS LIFT & LOCK, AND MOTORIZED SHADES. COLOR-COORDINATED RAILS ARE AVAILABLE AT NO ADDITIONAL CHARGE.**

See page 20 for automation surcharges

ALTA WINDOW FASHIONS

GROUP 5-SS (Standard Rectangular)

• SoftStyle Double Cell Semi-Opaque (S31)

WIDTH TO:	24"	30"	36"	42"	48"	54"	60"	66"	72"	84"	96"	108"	120"
HEIGHT TO:													
36"	$188	208	240	267	294	315	342	371	395	449	511	562	621
42"	201	228	257	294	318	354	377	412	442	505	565	629	697
48"	212	247	281	311	347	377	412	442	484	545	614	688	756
54"	222	254	298	332	371	408	442	477	511	587	666	739	822
60"	243	278	318	360	398	439	477	518	559	642	721	804	890
66"	254	298	338	381	428	471	518	559	608	694	787	873	966
72"	270	311	360	408	452	498	545	590	642	736	835	931	1028
78"	284	332	384	436	491	535	590	642	694	796	903	1010	1117
84"	298	350	408	464	518	565	626	675	736	846	959	1073	1189
90"	311	368	425	487	545	605	659	718	779	900	1017	1133	1262
96"	322	381	442	508	575	629	694	756	822	945	1076	1200	1328
108"	350	412	487	553	626	688	756	828	897	1035	1169	1310	1450
120"	381	452	532	608	688	763	835	918	990	1142	1295	1450	1609

CONTINUOUS CORD LOOP SYSTEM "REQUIRED" FOR SIZES TO THE RIGHT OF THE THICK BLACK LINE.

OPTIONS: NO EXTRA CHARGE

- **Color-Coordinated Rails**
- **Control Positions** – left or right side of the shade (Exception: for Two-on-One Headrail, cords must be on opposite ends of the headrail)
- **3" Extension Bracket and 1/2" Spacer Blocks** – maximum of 3 spacer blocks per bracket
- **Hold Down Brackets**
- **Cut-Outs** – up to 3" wide (see page 26 for details)
- **Special Cord Lengths** – standard cord is 40% of the height of the shade unless otherwise specified
- **Hardware Color Override**

OPTIONS: EXTRA CHARGE

See "SIZE STANDARDS" for complete option details.

- **Fabric-Wrapped Rail Option** ..... **add $24**
- **Top-Down & Top-Down/Bottom-Up** ..... **add $96**
- **Continuous Cord Loop*** ..... **add $60**
  - **– Top-Down/Bottom-Up*** ..... **add $156**
- **Cordless Lift System*** ..... **add $96**
  - **– Two-On-One Headrail* price as 2 separate shades and add $192** (not available in Top-Down/Bottom-Up)
  - **– Three-On-One Headrail* price as 3 separate shades and add $288** (not available in Top-Down/Bottom-Up)
  - **– Top-Down/Bottom-Up*** ..... **add $192**
- **Cordless Lift & Lock** ..... **add $48**
  - **– Cordless Lift & Lock Two-On-One Headrail** ..... **add $96**
  - **– Cordless Lift & Lock Three-On-One Headrail** ..... **add $144**
  - **– Top-Down/Bottom-Up*** ..... **add $144**
  - **– Premium Headrail Upgrade*** ..... **add $18**
  (Premium Headrail not available with Top-Down/Bottom-Up or TriLight)
- **18" to 36" Cordless Extension Pole** #24-213 TEP-2L13091 ..... **$24**
- **5' to 10' Cordless Extension Pole** #400036-81511 ..... **$42**
- **Rectangular Shade and Arch** – price as 2 separate shades; One Arch and One Rectangular
- **TriLight Shades** – see page 19 and pages 30-34
- **Angle Cut** ..... **add $135**

***NOTE: FABRIC-WRAPPED RAILS ARE OPTIONAL FOR A SURCHARGE ON CONTINUOUS CORD LOOP, CORDLESS LIFT, CORDLESS LIFT & LOCK, AND MOTORIZED SHADES. COLOR-COORDINATED RAILS ARE AVAILABLE AT NO ADDITIONAL CHARGE.**

See page 20 for automation surcharges

GROUP 6-SS (Standard Rectangular)

• SoftStyle 9/16" Blackout (S13)

WIDTH TO:	24"	30"	36"	42"	48"	54"	60"	66"	72"	84"	96"	108"	120"
HEIGHT TO:													
36"	$188	208	237	260	288	311	338	368	395	449	505	559	621
42"	198	222	254	284	311	347	371	401	436	498	559	626	691
48"	219	247	281	315	347	384	415	452	487	559	635	704	783
54"	228	260	302	338	377	415	449	491	532	611	691	772	855
60"	250	278	322	368	401	446	484	532	575	659	745	835	922
66"	260	298	338	387	436	474	518	565	614	704	804	900	996
72"	278	315	368	419	467	514	559	614	663	766	873	976	1082
78"	291	335	387	439	494	545	598	656	704	815	931	1042	1155
84"	305	350	408	467	518	578	629	691	745	866	983	1100	1220
90"	322	371	436	491	553	614	672	739	801	925	1052	1179	1310
96"	335	387	452	514	584	645	704	772	838	972	1109	1243	1383
108"	360	422	494	565	639	712	776	855	925	1069	1220	1372	1527
120"	387	455	535	614	712	769	849	931	1007	1169	1334	1503	1661

CONTINUOUS CORD LOOP SYSTEM "REQUIRED" FOR SIZES TO THE RIGHT OF THE THICK BLACK LINE.

OPTIONS: NO EXTRA CHARGE

- **Color-Coordinated Rails**
- •**Control Positions** – left or right side of the shade (Exception: for Two-on-One Headrail, cords must be on opposite ends of the headrail)
- **3" Extension Bracket and 1/2" Spacer Blocks** – maximum of 3 spacer blocks per bracket
- **Hold Down Brackets**
- **Cut-Outs** – up to 3" wide (see page 26 for details)
- **Special Cord Lengths** – standard cord is 40% of the height of the shade unless otherwise specified
- **Hardware Color Override**

OPTIONS: EXTRA CHARGE

See "SIZE STANDARDS" for complete option details.

- **Fabric-Wrapped Rail Option** ..... **add $24**
- **Top-Down & Top-Down/Bottom-Up** ..... **add $96**
- **Continuous Cord Loop*** ..... **add $60**
  - **– Top-Down/Bottom-Up*** ..... **add $156**
- **Cordless Lift System*** ..... **add $96**
  - **– Two-On-One Headrail* price as 2 separate shades and add $192** (not available in Top-Down/Bottom-Up)
  - **– Three-On-One Headrail* price as 3 separate shades and add $288** (not available in Top-Down/Bottom-Up)
  - **– Top-Down/Bottom-Up*** ..... **add $192**
- **Cordless Lift & Lock** ..... **add $48**
  - **– Cordless Lift & Lock Two-On-One Headrail** ..... **add $96**
  - **– Cordless Lift & Lock Three-On-One Headrail** ..... **add $144**
  - **– Top-Down/Bottom-Up*** ..... **add $144**
  - **– Premium Headrail Upgrade*** ..... **add $18**
  - (Premium Headrail not available with Top-Down/Bottom-Up or TriLight)
- **18" to 36" Cordless Extension Pole** #24-213 TEP-2L13091 ..... **$24**
- **5' to 10' Cordless Extension Pole** #400036-81511 ..... **$42**
- **Rectangular Shade and Arch** – price as 2 separate shades; One Arch and One Rectangular
- **TriLight Shades** – see page 19 and pages 30-34
- **Angle Cut** ..... **add $135**

***NOTE: FABRIC-WRAPPED RAILS ARE OPTIONAL FOR A SURCHARGE ON CONTINUOUS CORD LOOP, CORDLESS LIFT, CORDLESS LIFT & LOCK, AND MOTORIZED SHADES. COLOR-COORDINATED RAILS ARE AVAILABLE AT NO ADDITIONAL CHARGE.**

See page 20 for automation surcharges

GROUP 7-SS (Standard Rectangular)

SOFT STYLE 3/4" BLACKOUT (S23)

WIDTH TO:	24"	30"	36"	42"	48"	54"	60"	66"	72"	84"	96"	108"	120"
HEIGHT TO:													
36"	$219	243	278	305	338	371	401	431	464	529	594	659	733
42"	237	264	302	335	371	408	436	474	514	587	659	736	815
48"	257	291	332	371	408	449	491	532	578	656	745	831	925
54"	274	305	354	401	446	487	532	581	626	718	815	906	1007
60"	298	325	377	431	474	526	568	626	675	776	879	983	1086
66"	305	347	401	455	511	559	611	669	721	831	945	1062	1173
72"	325	374	431	491	550	608	659	727	779	903	1032	1149	1277
78"	347	395	455	518	581	642	704	772	831	959	1097	1224	1358
84"	360	412	481	550	614	675	742	815	879	1020	1158	1295	1441
90"	377	436	514	581	653	724	793	870	945	1094	1237	1393	1544
96"	395	455	532	608	688	760	831	909	990	1146	1310	1468	1630
108"	422	494	581	666	752	835	915	1007	1089	1262	1438	1617	1799
120"	455	535	632	721	838	903	999	1100	1189	1378	1572	1767	1958

CONTINUOUS CORD LOOP SYSTEM "REQUIRED" FOR SIZES TO THE RIGHT OF THE THICK BLACK LINE.

OPTIONS: NO EXTRA CHARGE

- **Color-Coordinated Rails**
- **Control Positions** – left or right side of the shade (Exception: for Two-on-One Headrail, cords must be on opposite ends of the headrail)
- **3" Extension Bracket and 1/2" Spacer Blocks** – maximum of 3 spacer blocks per bracket
- **Hold Down Brackets**
- **Cut-Outs** – up to 3" wide (see page 26 for details)
- **Special Cord Lengths** – standard cord is 40% of the height of the shade unless otherwise specified
- **Hardware Color Override**

OPTIONS: EXTRA CHARGE

See "SIZE STANDARDS" for complete option details.

- **Fabric-Wrapped Rail Option** ..... **add $24**
- **Top-Down & Top-Down/Bottom-Up** ..... **add $96**
- **Continuous Cord Loop*** ..... **add $60**
  - **– Top-Down/Bottom-Up*** ..... **add $156**
- **Cordless Lift System*** ..... **add $96**
  - **– Two-On-One Headrail* price as 2 separate shades and add $192** (not available in Top-Down/Bottom-Up)
  - **– Three-On-One Headrail* price as 3 separate shades and add $288** (not available in Top-Down/Bottom-Up)
  - **– Top-Down/Bottom-Up*** ..... **add $192**
- **Cordless Lift & Lock** ..... **add $48**
  - **– Cordless Lift & Lock Two-On-One Headrail** ..... **add $96**
  - **– Cordless Lift & Lock Three-On-One Headrail** ..... **add $144**
  - **– Top-Down/Bottom-Up*** ..... **add $144**
  - **– Premium Headrail Upgrade*** ..... **add $18**
  - (Premium Headrail not available with Top-Down/Bottom-Up or TriLight)
- **18" to 36" Cordless Extension Pole** #24-213 TEP-2L13091 ..... **$24**
- **5' to 10' Cordless Extension Pole** #400036-81511 ..... **$42**
- **Rectangular Shade and Arch** – price as 2 separate shades; One Arch and One Rectangular
- **TriLight Shades** – see page 19 and pages 30-34
- **Angle Cut** ..... **add $135**

***NOTE: FABRIC-WRAPPED RAILS ARE OPTIONAL FOR A SURCHARGE ON CONTINUOUS CORD LOOP, CORDLESS LIFT, CORDLESS LIFT & LOCK, AND MOTORIZED SHADES. COLOR-COORDINATED RAILS ARE AVAILABLE AT NO ADDITIONAL CHARGE.**

See page 20 for automation surcharges

ALTA WINDOW FASHIONS

GROUP 8-SS (Standard Rectangular)

- SoftStyle Subdue 3/4" Single Cell Blackout (S61)
- SoftStyle Double Cell Blackout (S32)

WIDTH TO:	24"	30"	36"	42"	48"	54"	60"	66"	72"	84"	96"	108"	120"
HEIGHT TO:													
36"	$225	250	284	311	347	377	412	442	474	541	611	675	752
42"	243	270	308	347	377	419	449	487	529	605	675	756	835
48"	264	298	342	381	422	464	501	545	590	675	766	852	949
54"	281	315	363	412	460	498	545	594	642	739	835	931	1035
60"	305	335	392	442	487	538	587	642	694	796	903	1010	1117
66"	315	360	412	467	526	578	629	688	742	852	972	1089	1203
72"	335	381	442	505	562	621	675	745	801	928	1055	1179	1310
78"	354	401	467	532	598	659	721	790	852	986	1127	1259	1396
84"	368	422	494	562	629	697	763	835	903	1049	1189	1331	1477
90"	392	449	529	594	669	742	815	893	966	1121	1271	1429	1584
96"	401	467	545	626	704	779	852	935	1017	1176	1344	1506	1671
108"	436	508	598	683	772	858	939	1035	1117	1295	1474	1657	1848
120"	467	553	648	742	862	931	1028	1127	1220	1414	1612	1811	2012

CONTINUOUS CORD LOOP SYSTEM "REQUIRED" FOR SIZES TO THE RIGHT OF THE THICK BLACK LINE.

OPTIONS: NO EXTRA CHARGE

- Color-Coordinated Rails
- 3" Extension Bracket
- Hardware Color Override

OPTIONS: EXTRA CHARGE

See "SIZE STANDARDS" for complete option details.

- Fabric-Wrapped Rail Option ..... add $24
- Cordless Lift System* ..... add $96
  - – Two-On-One Headrail* price as 2 separate shades and add $192 (not available in Top-Down/Bottom-Up)
  - – Top-Down/Bottom-Up* ..... add $192
- 18" to 36" Cordless Extension Pole #24-213 TEP-2L13091 ..... $24
- 5' to 10' Cordless Extension Pole #400036-81511 ..... $42

*NOTE: FABRIC-WRAPPED RAILS ARE OPTIONAL FOR A SURCHARGE ON CORDLESS LIFT, AND MOTORIZED SHADES. COLOR-COORDINATED RAILS ARE AVAILABLE AT NO ADDITIONAL CHARGE.

See page 20 for automation surcharges

ALTA WINDOW FASHIONS

GROUP 9-SS (Standard Rectangular)

• 1-1/4" Softstyle Semi-Opaque

WIDTH TO:	24"	30"	36"	42"	48"	54"	60"	66"	72"	84"	96"	108"	120"
HEIGHT TO:													
36"	$222	253	285	319	351	382	412	446	475	541	614	681	747
42"	244	275	312	351	390	423	456	498	535	608	687	762	843
48"	256	296	337	379	416	453	498	535	579	662	743	824	914
54"	271	307	351	400	446	489	531	576	620	706	802	891	988
60"	290	333	386	429	478	524	576	624	672	769	873	969	1077
66"	307	356	409	459	517	571	620	674	727	835	946	1051	1166
72"	325	370	429	489	546	597	658	712	769	884	1004	1122	1237
78"	344	400	464	524	589	645	710	769	835	961	1091	1214	
84"	356	420	489	553	620	687	753	817	884	1018	1155	1288	
90"	375	441	512	583	658	723	795	866	935	1084	1221		
96"	390	459	535	612	687	762	835	909	983	1136			
108"	411	490	577	653	739	816	890	974					

OPTIONS: NO EXTRA CHARGE

- Color-Coordinated Rails
- 3" Extension Bracket
- Hardware Color Override- see Hardware Color Chart on page 4 for available colors
- Light Block Strip (Inside Mount Only)

OPTIONS: EXTRA CHARGE

See "SIZE STANDARDS" for complete option details.

- Fabric-Wrapped Rail Option ..... add $24
- Cordless Lift System* ..... add $96
  - – Two-On-One Headrail* price as 2 separate shades and add $192 (not available in Top-Down/Bottom-Up)
  - – Top-Down/Bottom-Up* ..... add $192
- 18" to 36" Cordless Extension Pole #24-213 TEP-2L13091 ..... $24
- 5' to 10' Cordless Extension Pole #400036-81511 ..... $42

*NOTE: FABRIC-WRAPPED RAILS ARE OPTIONAL FOR A SURCHARGE ON CORDLESS LIFT, AND MOTORIZED SHADES. COLOR-COORDINATED RAILS ARE AVAILABLE AT NO ADDITIONAL CHARGE.

See page 20 for automation surcharges

ALTA WINDOW FASHIONS

GROUP 10-SS (Standard Rectangular)

• 1-1/4" SOFTSTYLE BLACKOUT

WIDTH TO:	24"	30"	36"	42"	48"	54"	60"	66"	72"	84"	96"	108"	120"
HEIGHT TO:													
36"	$274	305	344	384	423	462	499	540	577	659	750	829	922
42"	295	331	377	423	466	512	552	594	643	737	829	926	1018
48"	320	367	416	468	517	565	612	669	722	825	935	1047	1157
54"	337	388	445	502	558	612	665	730	779	900	1018	1142	1263
60"	374	413	478	540	600	659	716	783	848	976	1107	1236	1364
66"	388	438	502	568	641	704	769	839	907	1047	1189	1333	1473
72"	413	468	545	616	687	762	829	910	979	1135	1292	1446	1606
78"	435	491	568	652	730	808	883	965	1047	1207	1377	1539	
84"	451	517	603	687	772	851	929	1018	1107	1282	1456	1630	
90"	478	552	643	730	819	907	996	1094	1182	1370	1557		
96"	491	568	669	766	862	955	1047	1150	1242				
108"	506	593	697	799	903	1003	1098	1208					

OPTIONS: NO EXTRA CHARGE

- Color-Coordinated Rails
- 3" Extension Bracket
- Hardware Color Override- see Hardware Color Chart on page 4 for available colors
- Light Block Strip (Inside Mount Only)

OPTIONS: EXTRA CHARGE

See "SIZE STANDARDS" for complete option details.

- Fabric-Wrapped Rail Option ..... add $24
- Top-Down & Top-Down/Bottom-Up ..... add $96
- Cordless Lift System* ..... add $96
  – Two-On-One Headrail* price as 2 separate shades and add $192
  (not available in Top-Down/Bottom-Up)
- 18" to 36" Cordless Extension Pole #24-213 TEP-2L13091 ..... $24
- 5' to 10' Cordless Extension Pole #400036-81511 ..... $42

*NOTE: FABRIC-WRAPPED RAILS ARE OPTIONAL FOR A SURCHARGE ON CONTINUOUS CORD LOOP, CORDLESS LIFT, CORDLESS LIFT & LOCK, AND MOTORIZED SHADES. COLOR-COORDINATED RAILS ARE AVAILABLE AT NO ADDITIONAL CHARGE.

See page 20 for automation surcharges

ALTA WINDOW FASHIONS

2" HYBRID PLEAT (Standard Rectangular)

NOTE: A control option must be selected.

• 2" Hybrid Pleat - Semi-Opaque

WIDTH TO:	18"	24"	28"	32"	36"	42"	48"	54"	60"	66"	72"	78"	84"	90"	96"	108"	120"
HEIGHT TO:																	
30"	$223	232	255	265	276	307	324	348	368	444	464	493	518	538	562	671	784
36"	232	238	265	276	290	321	345	371	395	473	497	528	550	577	603	718	837
42"	238	258	276	286	304	335	360	392	416	501	528	559	585	612	640	767	892
48"	244	265	283	301	318	354	402	412	437	525	556	591	619	647	674	817	942
54"	248	276	293	310	328	368	412	426	457	553	585	622	655	689	718	854	995
61"	255	283	307	324	345	385	437	454	479	585	616	661	695	733	764	903	1051
66"	276	304	328	348	368	402	440	470	501	612	643	689	721	764	798	950	1103
73"	276	314	338	360	377	416	451	493	528	640	674	727	767	808	841	998	
78"	321	363	392	420	447	486	528	577	619	661	704	749	791	837	875	1043	
84"	328	374	402	429	457	504	550	603	643	689	736	784	826	872	917		
90"	338	385	416	447	473	522	566	622	668	718	767	820	865	914	956		
96"	345	395	426	457	493	538	588	643	692	746	794	848	897	946	984		
108"	374	433	473	510	550	609	668	736	794	851	914	978					
120"	402	473	522	562	609	674	746	823	892	964	1030						

OPTIONS: NO EXTRA CHARGE

- **Color-Coordinated Rails**
- **Control Positions** – left or right side of the shade (Exception: for Two-on-One Headrail, cords must be on opposite ends of the headrail)
- **3" Extension Bracket and 1/2" Spacer Blocks** – maximum of 3 spacer blocks per bracket
- **Hold Down Brackets**
- **Hardware Color Override**

OPTIONS: EXTRA CHARGE

See "SIZE STANDARDS" for complete option details.

- **Fabric-Wrapped Rail Option** ..... **add $24**
- **Continuous Cord Loop*** ..... **add $60**
  - **– Top-Down/Bottom-Up*** ..... **add $156**
- **Cordless Lift System*** ..... **add $96**
  - **– Two-On-One Headrail* price as 2 separate shades and add $192** (not available in Top-Down/Bottom-Up)
  - **– Three-On-One Headrail* price as 3 separate shades and add $288** (not available in Top-Down/Bottom-Up)
  - **– Top-Down/Bottom-Up*** ..... **add $192**
- **Cordless Lift & Lock** ..... **add $48**
  - **– Cordless Lift & Lock Two-On-One Headrail** ..... **add $96**
  - **– Cordless Lift & Lock Three-On-One Headrail** ..... **add $144**
  - **– Top-Down/Bottom-Up*** ..... **add $144**
  - **– Premium Headrail Upgrade*** ..... **add $18** (Premium Headrail not available with Top-Down/Bottom-Up or TriLight)
- **18" to 36" Cordless Extension Pole** #24-213 TEP-2L13091 ..... **$24**
- **5' to 10' Cordless Extension Pole** #400036-81511 ..... **$42**
- **TriLight Shades** – see page 19 and pages 30-34

***NOTE: FABRIC-WRAPPED RAILS ARE OPTIONAL FOR A SURCHARGE ON CONTINUOUS CORD LOOP, CORDLESS LIFT, CORDLESS LIFT & LOCK, AND MOTORIZED SHADES. COLOR-COORDINATED RAILS ARE AVAILABLE AT NO ADDITIONAL CHARGE.**
NOTE: 2" HYBRID PLEAT IS NOT AVAILABLE WITH POWERWAND AUTOMATION.

See page 20 for automation surcharges

ALTA WINDOW FASHIONS

2" HYBRID PLEAT (Standard Rectangular)

NOTE: A control option must be selected.

• 2" Hybrid Pleat - Blackout

WIDTH TO:	18"	24"	28"	32"	36"	42"	48"	54"	60"	66"	72"	78"	84"	90"	96"	108"	120"
HEIGHT TO:																	
30"	$283	301	318	331	345	385	405	444	464	553	585	619	652	679	704	844	984
36"	290	310	328	345	368	402	429	464	493	591	622	658	689	724	752	903	1054
42"	296	324	342	363	381	423	451	493	522	627	658	704	733	770	801	964	1117
48"	304	331	360	374	395	444	473	518	550	658	695	742	776	820	851	1019	1187
54"	310	345	371	388	416	457	497	538	577	692	733	784	823	865	903	1075	1251
61"	318	360	381	405	426	483	522	566	600	733	773	830	872	920	956	1138	1320
66"	345	381	416	440	457	501	538	591	631	764	817	865	909	956	1001	1195	1384
73"	354	392	423	451	473	522	562	616	658	801	851	914	964	1016	1054	1257	
78"	402	454	493	525	562	612	665	727	776	830	882	946	998	1051	1103	1311	
84"	429	493	532	577	616	679	739	817	872	935	998	1069	1124	1190	1251		
90"	473	541	588	631	679	742	817	892	959	1025	1100	1170	1239	1311	1376		
96"	507	591	652	708	764	851	939	1036	1117	1209	1296	1390	1475	1566			
108"	588	704	776	851	935	1043	1163	1286	1398	1511	1633	1752					
120"	647	788	879	973	1069	1209	1348	1499	1636	1774	1920						

OPTIONS: NO EXTRA CHARGE

- **Color-Coordinated Rails**
- **Control Positions** – left or right side of the shade (Exception: for Two-on-One Headrail, cords must be on opposite ends of the headrail)
- **3" Extension Bracket and 1/2" Spacer Blocks** – maximum of 3 spacer blocks per bracket
- **Hold Down Brackets**
- **Hardware Color Override**

OPTIONS: EXTRA CHARGE

See "SIZE STANDARDS" for complete option details.

- **Fabric-Wrapped Rail Option** ..... **add $24**
- **Top-Down & Top-Down/Bottom-Up** ..... **add $96**
- **Continuous Cord Loop*** ..... **add $60**
  - **– Top-Down/Bottom-Up*** ..... **add $156**
- **Cordless Lift System*** ..... **add $96**
  - **– Two-On-One Headrail* price as 2 separate shades and add $192** (not available in Top-Down/Bottom-Up)
  - **– Three-On-One Headrail* price as 3 separate shades and add $288** (not available in Top-Down/Bottom-Up)
  - **– Top-Down/Bottom-Up*** ..... **add $192**
- **Cordless Lift & Lock** ..... **add $48**
  - **– Cordless Lift & Lock Two-On-One Headrail** ..... **add $96**
  - **– Cordless Lift & Lock Three-On-One Headrail** ..... **add $144**
  - **– Top-Down/Bottom-Up*** ..... **add $144**
  - **– Premium Headrail Upgrade*** ..... **add $18** (Premium Headrail not available with Top-Down/Bottom-Up or TriLight)
- **18" to 36" Cordless Extension Pole** #24-213 TEP-2L13091 ..... **$24**
- **5' to 10' Cordless Extension Pole** #400036-81511 ..... **$42**
- **TriLight Shades** – see page 19 and pages 30-34

***NOTE: FABRIC-WRAPPED RAILS ARE OPTIONAL FOR A SURCHARGE ON CONTINUOUS CORD LOOP, CORDLESS LIFT, CORDLESS LIFT & LOCK, AND MOTORIZED SHADES. COLOR-COORDINATED RAILS ARE AVAILABLE AT NO ADDITIONAL CHARGE.**
NOTE: 2" HYBRID PLEAT IS NOT AVAILABLE WITH POWERWAND AUTOMATION.

See page 20 for automation surcharges

NOTE: A control option must be selected.

ALTA WINDOW FASHIONS

Determine the top shade price by using the charts below.
Add the sheer pleated, bottom shade and control option prices together to determine your final price.

- Carousel Sheer (96")
- Lyssa Sheer (96")
- Nova Sheer (96")
- Willa Sheer (83")

GROUP A (Sheer Pleated)

WIDTH TO:	24"	30"	36"	42"	48"	54"	60"	66"	72"	84"	96"
HEIGHT TO:											
36"	$76	84	99	106	120	129	140	149	162	181	204
42"	80	93	106	120	129	140	152	166	175	201	228
48"	87	99	114	126	140	152	166	178	192	222	251
54"	93	106	120	136	149	166	178	195	204	238	270
60"	99	114	129	146	159	175	192	204	225	257	290
66"	102	120	140	152	172	188	204	222	238	274	312
72"	106	126	146	162	181	198	217	238	257	296	336
78"	114	129	149	169	192	211	231	251	270	312	356
84"	117	140	159	178	198	222	241	264	283	325	372
90"	123	146	166	188	211	234	254	277	300	346	392
96"	126	149	172	198	222	241	267	290	312	362	411

OPTIONS: NO EXTRA CHARGE

- Cordless Lift – Single handle on shades over 42” wide
- Extension Brackets
- End Mount Brackets
- Hold Down Brackets
- Spacer Blocks
- Special Cord Loop Length
- Color Coordinated Rails

CONTROL OPTIONS

A CONTROL OPTION MUST BE SELECTED.

- Cordless Lift & Lock System.... ....add $48
- Cordless Lift System.... ....add $96
- Continuous Cord Loop ....add $60
- Fabric-Wrapped Rail Option ....add $24

The Automation cost factor is different from blinds/shades. If you need to access your cost factor, refer to page 4 in the General Information Guide.

BLISS AUTOMATION OPTIONS: EXTRA CHARGE - SPECIFY ON ORDER

USE APPROPRIATE CELLULAR GRID FOR SHADE PRICE, THEN ADD EXTRA CHARGE(S) BELOW.

• **BLISS Automation**		**add $300 per shade**
• 2-on-1 Headrail		**price as 2 separate shades**
• 15 Channel Remote Control	Part #62101C00	**add $50 each**
• 15 Channel Wall Switch	Part #62109C00	**add $50 each**
• Additional Rechargeable Battery Packs	Part #62203000	**add $90 each**
• 8" Charger Extension (Charger to Battery)	Part #62206700	**add $6 each**
• 48" Charger Extension (Charger to Battery)	Part #62206800	**add $10 each**
• 48" Battery Extension (Motor to Battery)	Part #62207000	**add $6 each**
• Standard Magnetic Charging Cable & Tip	Part #1026665	**add $40 each**
• Additional Magnetic Charging Tips	Part #62206200	**add $6 each**
BLISS Automation - Top-Down/Bottom-Up		**add $360 per shade**
• 15 Channel TDBU Remote Control	Part #621012C0	**add $50 each**
• 8" Charger Extension	Part #62206700	**add $6 each**
• 48" Charger Extension	Part #62206800	**add $10 each**
• 90° Magnetic Charging Cable & Tip	Part #1027769	**add $40 each**
• Additional Magnetic Charging Tips	Part #62206200	**add $6 each**

Note: 1-1/4" Pleat fabrics are Not Available with BLISS Top-Down/Bottom-Up

BLISS Accessories

• Plug In Charger Kit	Part #1027720	**add $30 each**
• Solar Panel	Part #62201000	**add $120 each**
• Bliss™ Bridge	Part #62102C00	**add $100 each**

SIMPLICITY SURCHARGE AND OPTIONS

EXTRA CHARGE – SPECIFY ON ORDER (Must select Simplicity power source* when ordering)

USE APPROPRIATE CELLULAR GRID FOR SHADE PRICE, THEN ADD EXTRA CHARGE(S) BELOW.

• **Simplicity Rechargeable Automation**		**add $350 per shade**
– 2-on-1 Headrail		**price as 2 separate shades**
– 5 Channel Remote Control, White	Part #CS5138W	**add $36 each**
– 5 Channel Remote Control, Black	Part #CS5138	**add $36 each**
– 14 Channel Remote-Available in White Only	Part #CS52137	**add $48 each**
– 48" Extension Wire	Part #CS5133Z	**add $6 each**
– Solar Panel	Part #1014614	**add $120 each**
– Plug-in Charger Kit	Part #CH-8.4V-1AN	**add $24 each**
– Simplicity Smart Controller	Part #CS5196	**add $280 each**

Note: 1-1/4" Pleat fabrics are Not Available with Simplicity Automation.

• **Simplicity Rechargeable Top-Down/Bottom-Up**		**add $410 per shade**
– 14 Channel Remote-Available in White Only	Part #CS52137	**add $48 each**
– 48" Extension Wire	Part #CS5133Z	**add $6 each**
– Solar Panel	Part #1014614	**add $120 each**
– Plug-in Charger Kit	Part #CH-8.4V-1AN	**add $24 each**
– Simplicity Smart Controller	Part #CS5196	**add $280 each**

Note: 1-1/4" Pleat and Dimensions fabrics are Not Available with Simplicity Automation.

• **PowerWand** ..... **add $100 per shade**

– PowerWand™ Options (must be specified): **No Charge**

1) Control Side (Left or Right)
2) Wand Color (Black or White)
3) Wand Length: 1 foot (12"), 2 feet (24"), 3 feet (36"), 4 feet (48"), 5 feet (60")

– Plug-in Charger Kit ..... Part #CH-8.4V-1AN ..... **add $24 each**

Note: 2" Hybrid Pleat is Not Available with PowerWand™ Automation

ARCH A-SS

- SoftStyle 9/16" Semi-Opaque (S11)
- SoftStyle 3/4" Beginnings Semi-Opaque (S50)
- SoftStyle 3/4" Semi-Opaque (S21)

WIDTH TO:	24"	30"	36"	42"	48"	54"	60"	66"	72"
Stationary	$114	126	146	169	195	222	254	290	325
Movable	162	185	211	241	274	312	352	401	451
								9/16", Double Cell and 3/4" Blackout N/A in these sizes	

ARCH B-SS

- SoftStyle Double Cell Semi-Opaque (S31)

WIDTH TO:	24"	30"	36"	42"	48"	54"	60"
Stationary	$129	146	169	198	225	260	296
Movable	185	214	244	280	319	369	414

ARCH C-SS

- SoftStyle 9/16" Blackout (S13)
- SoftStyle 3/4" Blackout (S23)
- SoftStyle Subdue 3/4" Single Cell Blackout (S61)
- SoftStyle Double Cell Blackout (S32)

WIDTH TO:	24"	30"	36"	42"	48"	54"	60"	66"	72"
Stationary	$152	172	198	231	267	306	349	398	451
Movable	217	251	283	330	375	430	486	553	614
								9/16", Double Cell and 3/4" Blackout N/A in these sizes	

OPTIONS: EXTRA CHARGE

- **Top-Down Movable Arch Extension Pole** (extends 5' to 10') (Part #400037-0007) **$42**
- **Movable Arch Extension Pole** (extends 18"-36") Part #24-213 TEP-2L13091 ..... **$24**
- **Arch and Elliptical Arch** – price using width on Arch price charts for fabric desired.
- **Rectangular Shade and Arch** – price as 2 separate shades; One Arch and One Rectangular.

OPTIONS: EXTRA CHARGE

- **Angle Cut** ..... **add $135** (includes Angle Top, Hexagon, Octagon & Trapezoid)
- **Circle** – price as (width price x 1.3) using the Stationary Arch price chart for the fabric desired. Use exact width desired when ordering. (Template required.)
- **Quarter Circle** – price as (width price x 1.3) using the Stationary Arch price chart for the fabric desired. Use exact width desired when ordering.

NOTE: Arches are not available with 1-1/4" Pleat and Beginnings Double Cell fabrics.

ALTA WINDOW FASHIONS

CLASSIC SKYLIGHT A-SS

- SoftStyle 9/16" Semi-Opaque (S11)
- SoftStyle 3/4" Beginnings Semi-Opaque (S50)
- SoftStyle 3/4" Semi-Opaque (S21)

WIDTH TO:	24"	30"	36"	42"	48"	54"	60"	66"	72"
HEIGHT TO:									
36"	$264	300	336	375	408	451	480	519	553
42"	277	319	362	401	445	483	523	556	591
48"	293	343	382	427	480	519	568	611	640
54"	312	366	411	457	519	550	611	649	690
60"	322	382	433	486	562	598	655		
66"	343	408	460	519	591	631	687		
72"	356	424	486	546	614	664	725		

Prices in the 66" and 72" columns apply to side stack

Skylight with Automation Maximum Width: 48"

CLASSIC SKYLIGHT B-SS

- SoftStyle Beginnings Double Cell Semi-Opaque (S51)
- SoftStyle Double Cell Semi-Opaque (S31)

WIDTH TO:	24"	30"	36"	42"	48"	54"	60"	66"	72"
HEIGHT TO:									
36"	$309	352	392	441	477	523	565	611	643
42"	322	372	424	474	519	568	614	655	693
48"	343	398	451	503	565	611	664	716	754
54"	369	424	480	535	608	643	716	766	811
60"	378	451	512	572	658	699	769		
66"	401	477	541	611	690	742	808		
72"	421	500	572	643	722	778	853		

Prices in the 66" and 72" columns apply to side stack

Skylight with Automation Maximum Width: 48"

CLASSIC SKYLIGHT C-SS

- SoftStyle 9/16" Blackout (S13)
- SoftStyle Subdue 3/4" Single Cell Blackout (S61)
- SoftStyle 3/4" Blackout (S23)
- SoftStyle Double Cell Blackout (S32)

WIDTH TO:	24"	30"	36"	42"	48"	54"	60"	66"	72"
HEIGHT TO:									
36"	$322	372	414	460	506	556	602	640	676
42"	346	395	448	500	553	605	649	696	739
48"	362	421	477	532	598	643	702	751	795
54"	392	451	512	568	649	681	754	811	860
60"	404	480	541	605	690	742	815		
66"	424	503	572	643	728	785	866		
72"	451	532	605	681	775	830	909		

Prices in the 66" and 72" columns apply to side stack

Skylight with Automation Maximum Width: 48"

To price a Skylight with either Bliss or Simplicity Automation, add the Arch price from the grids on this page to the applicable motorization surcharge on Page 20.

NOTE: PowerWand is not available in the Skylight configuration

ALTA WINDOW FASHIONS

GROUP A-SS (Vertical Application)

- SoftStyle 3/4" Beginnings Semi-Opaque (S50)
- SoftStyle 3/4" Semi-Opaque (S21)

WIDTH TO:	24"	30"	36"	42"	48"	54"	60"	66"	72"	78"	84"	96"	108"	120"	132"	144"	156"	168"
HEIGHT TO:																		
36"	$436	471	511	550	584	621	663	697	736	772	808	876	942	1007	1062	1124	1213	1304
42"	464	508	550	598	635	675	724	763	804	849	882	952	1017	1094	1155	1234	1331	1429
48"	494	538	590	639	683	727	776	828	866	909	955	1032	1097	1196	1256	1334	1441	1548
54"	518	578	629	683	727	772	822	870	915	959	1007	1082	1169	1259	1337	1417	1530	1644
60"	550	608	669	727	772	822	876	925	972	1020	1069	1162	1256	1350	1426	1523	1647	1767
66"	581	642	704	772	828	876	928	986	1035	1089	1142	1240	1337	1441	1530	1641	1771	1902
72"	614	675	748	818	873	925	976	1049	1097	1152	1210	1323	1423	1533	1633	1747	1888	2028
78"	642	715	790	855	909	962	1020	1094	1146	1210	1265	1386	1496	1609	1716	1836	1985	2128
84"	675	752	828	897	959	1017	1082	1152	1210	1280	1337	1468	1584	1704	1811	1946	2101	2259
90"	704	787	862	939	1004	1069	1136	1213	1277	1347	1410	1544	1674	1799	1922	2053	2218	2379
96"	736	822	897	972	1042	1109	1179	1262	1328	1402	1468	1612	1737	1878	2012	2143	2311	2486
102"	766	852	939	1010	1082	1158	1240	1320	1396	1468	1537	1688	1830	1967	2104	2249	2431	2610
108"	796	886	972	1052	1130	1207	1295	1386	1458	1537	1609	1771	1915	2064	2208	2362	2553	2742
114"	828	918	1007	1097	1176	1256	1350	1438	1523	1606	1677	1854	2006	2158	2318	2466	2663	2862
120"	855	955	1082	1173	1256	1337	1438	1537	1617	1710	1771	1958	2116	2281	2439	2596	2803	3013

Note: See "Configuration Specifications" charts for any size restrictions.
1-1/4" pleat fabrics are not available in Vertical Application

GROUP B-SS (Vertical Application)

- SoftStyle 3/4" Blackout (S23)
- SoftStyle Subdue 3/4" Single Cell Blackout (S61)

WIDTH TO:	24"	30"	36"	42"	48"	54"	60"	66"	72"	78"	84"	96"	108"	120"	132"	144"	156"	168"
HEIGHT TO:																		
36"	$511	550	605	645	688	727	779	822	866	909	949	1028	1109	1179	1243	1323	1426	1533
42"	541	594	645	697	745	793	849	897	945	996	1038	1117	1196	1286	1358	1447	1564	1681
48"	578	632	694	752	796	855	909	972	1017	1069	1121	1210	1289	1406	1471	1567	1692	1818
54"	608	675	736	801	855	909	966	1020	1076	1124	1179	1271	1375	1477	1572	1664	1799	1932
60"	642	715	787	855	909	966	1028	1082	1146	1200	1256	1364	1474	1584	1681	1791	1937	2080
66"	683	756	828	906	969	1028	1089	1158	1213	1283	1337	1461	1575	1695	1799	1926	2077	2232
72"	721	796	876	959	1023	1082	1146	1231	1286	1355	1423	1554	1671	1799	1918	2053	2218	2379
78"	756	838	925	999	1073	1130	1200	1286	1347	1423	1486	1627	1754	1895	2015	2155	2329	2505
84"	793	882	972	1055	1127	1196	1268	1355	1420	1503	1572	1723	1863	2006	2131	2287	2469	2656
90"	828	925	1013	1097	1179	1256	1334	1426	1499	1578	1654	1815	1964	2116	2256	2412	2604	2800
96"	862	962	1052	1142	1224	1304	1390	1482	1560	1650	1723	1895	2045	2212	2362	2518	2717	2920
102"	897	999	1097	1186	1268	1361	1453	1548	1641	1726	1802	1985	2149	2314	2473	2645	2858	3073
108"	939	1042	1142	1234	1328	1420	1523	1623	1713	1805	1895	2080	2253	2428	2596	2776	2999	3223
114"	972	1082	1182	1286	1378	1474	1584	1692	1788	1888	1970	2177	2359	2538	2726	2900	3133	3368
120"	999	1121	1268	1375	1471	1572	1688	1802	1902	2006	2085	2302	2490	2680	2866	3051	3291	3543

Note: See "Configuration Specifications" charts for any size restrictions.
1-1/4" pleat fabrics are not available in Vertical Application

OPTIONS: NO EXTRA CHARGE

- **Vertical Application** – Left or Right stack location

VERTICAL APPLICATION STACK DESIGN SURCHARGES

- **Center Opening** – Price as two separate shades.
- **Center Stacking**.....**add $63** each

NOTE: Stack is 6-1/2" when fully open regardless of ordered width

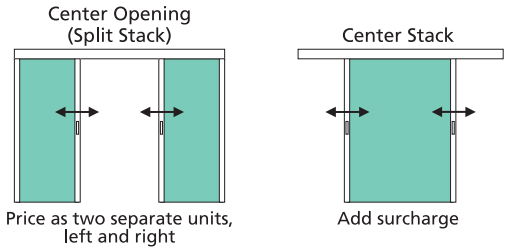

ALTA WINDOW FASHIONS

2" HYBRID PLEAT SEMI-OPAQUE (Vertical Application)

• 2" Hybrid Pleat – Semi-Opaque (HPF)

WIDTH TO:	24"	30"	36"	42"	48"	54"	60"	66"	72"	84"	96"	108"	120"	132"	144"	156"	168"
HEIGHT TO:																	
36"	$514	616	616	652	674	721	746	872	906	967	1016	1181	1332	1465	1598	1742	1868
42"	580	627	640	668	704	739	773	900	935	1008	1054	1212	1369	1505	1644	1791	1924
48"	612	647	655	708	773	780	808	959	984	1062	1114	1280	1465	1611	1756	1913	2058
54"	634	683	689	739	801	804	837	991	1025	1097	1146	1324	1496	1647	1798	1959	2103
60"	637	704	704	773	834	837	865	1019	1054	1138	1202	1384	1566	1720	1876	2043	2197
66"	683	746	749	791	834	851	882	1054	1082	1163	1239	1426	1611	1774	1931	2106	2264
72"	700	776	776	826	848	892	927	1111	1134	1239	1314	1496	1696	1864	2033	2215	2379
78"	808	882	900	935	970	1016	1054	1106	1138	1233	1317	1514	1707	1879	2046	2229	2397
84"	830	906	924	964	1008	1054	1094	1146	1187	1283	1376	1580	1774	1947	2124	2316	2488
90"	857	942	942	984	1025	1086	1131	1187	1230	1324	1426	1636	1839	2022	2205	2401	2584
96"	879	964	970	1012	1054	1117	1163	1215	1264	1366	1468	1682	1900	2090	2275	2482	2663
108"	970	1082	1086	1138	1195	1261	1338	1398	1458	1583	1713	1959	2200	2422	2639	2874	3091
120"	1039	1170	1215	1280	1342	1422	1499	1583	1654	1794	1944	2220	2482	2730	2975	3241	3484

Note: 1-1/4" pleat fabrics are not available in Vertical Application

2" HYBRID PLEAT BLACKOUT (Vertical Application)

• 2" Hybrid Pleat – Blackout (HPR)

WIDTH TO:	24"	30"	36"	42"	48"	54"	60"	66"	72"	84"	96"	108"	120"	132"	144"	156"	168"
HEIGHT TO:																	
36"	$585	622	631	665	689	736	760	889	920	991	1033	1209	1360	1493	1630	1774	1907
42"	600	640	652	683	718	756	784	924	956	1025	1072	1236	1401	1542	1679	1829	1965
48"	619	661	668	718	801	808	823	981	1005	1082	1138	1300	1496	1644	1791	1952	2096
54"	643	700	700	756	826	823	851	1012	1043	1117	1174	1356	1531	1682	1832	1997	2148
60"	652	718	718	784	875	857	882	1039	1079	1163	1219	1413	1591	1749	1907	2077	2232
66"	692	764	764	804	879	875	903	1082	1103	1190	1261	1453	1644	1805	1965	2142	2303
72"	718	794	794	837	892	909	942	1134	1155	1264	1335	1528	1727	1900	2067	2254	2422
78"	826	900	914	953	991	1039	1075	1131	1163	1257	1342	1542	1734	1910	2080	2268	2437
84"	897	984	1001	1051	1097	1155	1205	1264	1311	1422	1528	1749	1962	2158	2348	2562	2751
90"	984	1082	1094	1141	1195	1257	1314	1380	1429	1549	1668	1910	2148	2366	2577	2807	3019
96"	1082	1212	1233	1300	1363	1453	1525	1608	1679	1829	1973	2254	2537	2791	3042	3316	3565
108"	1174	1342	1369	1458	1542	1644	1756	1850	1938	2127	2316	2639	2955	3254	3545	3863	4150
120"	1247	1447	1531	1641	1737	1861	1981	2099	2212	2414	2642	3004	3347	3681	4014	4375	4701

Note: 1-1/4" pleat fabrics are not available in Vertical Application

OPTIONS: NO EXTRA CHARGE

- **Vertical Application** – Left or Right stack location

VERTICAL APPLICATION STACK DESIGN SURCHARGES

- **Center Opening** – Price as two separate shades.
- **Center Stacking**.....**add $63** each

NOTE: Stack is 6-1/2" when fully open regardless of ordered width

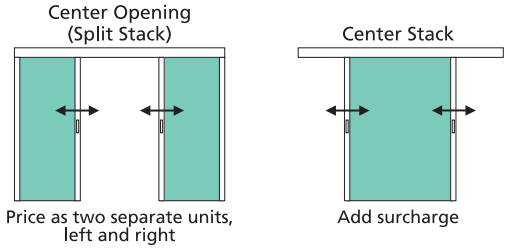

RECTANGULAR CONFIGURATION SPECIFICATIONS

NOTE: Use metal tape measure for all measurements. Measures to 1/8 inch.

STANDARD RECTANGLE – STANDARD CORDLOCK



All Cordlock shades can be ordered with the fabric covered headrail and bottomrail **for a surcharge**, or with the color coordinated non-wrapped rails at no additional charge. Must be specified when order is placed.order is placed.

- Headrail Color – color coordinated with fabric
- Installs with standard snap-in brackets
- End mount brackets also available
- Standard cord length is 40% of the height of the shade unless otherwise specified

2" Hybrid Pleat and 1-1/4" Pleat fabrics are not available with standard cordlock.

STANDARD RECTANGULAR – SIZE STANDARDS				
	All Single Cell Semi-Opaque	All Double Cell Semi-Opaque	**Subdue** Blackout **(S61)**	**All other** Blackout Fabrics
Min. Width (net)*	8"	8"	8"	8"
Max. Width	72"	72"	72"	72"
Max. Width-End Mount	36"	36"	36"	36"
Min. Height	12"	12"	12"	12"
Max. Height*	120"	120"	120"	120"
Max. Area (sq. ft.)	50	50	40	60

* For shades under 12" widths, the maximum height is 80"

NOTE: Standard Cordlock is **not available** with 1-1/4" or 2" Hybrid Pleat Fabrics

FINISHED DIMENSIONS

Adjustments are taken from ordered dimensions.

Inside (IB) Mount	
Headrail unit	– 3/16"
Shade height	ordered height
Fabric width	– 3/8"
Outside (OB) Mount	
Headrail unit	ordered width
Shade height	ordered height
Fabric width	– 3/16"
End (EB) Mount	
Headrail unit	– 3/16"
Shade height	ordered height
Fabric width	– 3/8"
2 on 1 Headrail	
Gap between panels	– 1/4"

NOTE: Measurements may vary ± 1/8"

MOUNTING REQUIREMENTS

Use a metal tape measure for all measurements.

Inside (IB) Mount	
Minimum mounting depth:	
Standard installation bracket	1-1/4"
Minimum mounting depth, flush mount:	
Standard installation bracket	2-1/4"
End mount bracket	2"
Outside (OB) Mount	
Minimum flat vertical surface	1"

NOTE: Cordlock is N/A with 2" Hybrid Pleat and 1-1/4" Fabrics

NOTE: Inside mount with hold down brackets deductions:
Headrail -1/2"
Fabric -5/8"
Bottomrail -1/2"

2 ON 1 HEADRAIL (PRICE AS 2 SEPARATE SHADES)

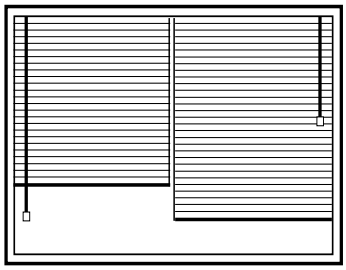

Cover patio doors and other large expanses by placing two independently operated shades side-by-side on the same headrail. Note: there will be a 1/4" minimum to a 1/2" maximum light gap between the two shades.

Finished Dimensions & Mounting Requirements:
see “Standard Rectangle" or “Continuous Cord" section.

STANDARD CORDLOCK TWO-ON-ONE – SIZE STANDARDS				
	All Single Cell Semi-Opaque	All Double Cell Semi-Opaque	**Subdue** Blackout **(S61)**	**All other** Blackout Fabrics
Min. Width (per panel)	8"	8"	8"	8"
Min. Width (overall)	16"	16"	16"	16"
Max. Width (per panel)	72"	72"	72"	72"
Max. Width (overall)	144"	144"	144"	144"
Max. Width (end mount)	36"	36"	36"	36"
Min. Height	12"	12"	12"	12"
Max. Height	120"	120"	120"	120"
Max. Area (sq. ft.)	50	50	40	60

* For shades under 12" widths, the maximum height is 80"

NOTE: Standard Cordlock is **not available** with 1-1/4" or 2" Hybrid Pleat Fabrics

RECTANGULAR CONFIGURATION SPECIFICATIONS

NOTE: Use metal tape measure for all measurements. Measures to 1/8 inch.

TOP-DOWN OR TOP-DOWN/BOTTOM-UP – STANDARD CORDLOCK

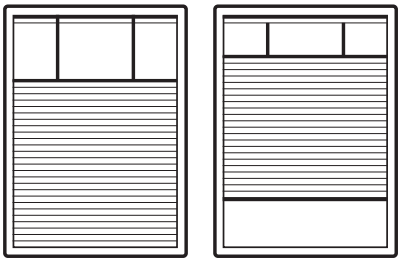

Conveniently open shades from the top down or from both top and bottom.

Installs with standard snap-in brackets

Top-Down/Bottom-Up features one cord connector tassel per pull cord.

Finished Dimensions & Mounting Requirements:

- See “Standard Rectangle" or "Cordless Lift" section.
- End mount brackets also available.

NOTE: Measurements may vary ± 1/8"

NOTES:

- The standard TD/BU control positions are: RIGHT operates the top-middle moving rail and LEFT operates the bottom rail. REVERSE CONTROLS also are available (operate opposite as described above). Specify REVERSE CONTROLS when ordering.
- Standard cord length is 40% of the height of the shade unless otherwise specified.

STANDARD CORDLOCK TOP-DOWN – SIZE STANDARDS				
	All Single Cell Semi-Opaque	All Double Cell Semi-Opaque	**Subdue** Blackout **(S61)**	**All other** Blackout Fabrics
Min. Width (net)*	10"	10"	10"	10"
Max. Width	60"	60"	60"	60"
Max. Width-End Mount	36"	36"	36"	36"
Min. Height	12"	12"	12"	12"
Max. Height*	96"	96"	96"	96"
Max. Area (sq. ft.)	50	50	40	60

* For shades under 12" widths, the maximum height is 80"

NOTE: Standard Cordlock is **not available** with 1-1/4" or 2" Hybrid Pleat Fabrics

STANDARD CORDLOCK TOP-DOWN/BOTTOM-UP – SIZE STANDARDS				
	All Single Cell Semi-Opaque	All Double Cell Semi-Opaque	**Subdue** Blackout **(S61)**	**All other** Blackout Fabrics
Min. Width (net)*	10"	10"	10"	10"
Max. Width	60"	60"	60"	60"
Max. Width-End Mount	36"	36"	36"	36"
Min. Height	12"	12"	12"	12"
Max. Height*	96"	96"	96"	96"
Max. Area (sq. ft.)	50	50	40	60

* For shades under 12" widths, the maximum height is 80"

NOTE: Standard Cordlock is **not available** with 1-1/4" or 2" Hybrid Pleat Fabrics

On top-down/bottom-up shades a fabric insert is standard. This is an extra two-cell fabric gasket attached to the top headrail and acts as a seal to eliminate light leakage between the headrail and center rail when the shade is closed.

CUT-OUTS



The portion of the shade above the cut-out will not stack tightly when the shade is raised.

Available on standard cordlock, and continuous cord loop bottom-up shades only.

Not available on 2" Hybrid Pleat shades.

CUT-OUTS - SIZE STANDARDS	
Min. Cut-out Width	1/8"
Max. Cut-out Width	3"
Min. Shade Width	12"
Max. Shade Width	120"
Min. Shade Height	12"
Max. Shade Height	120"

RECTANGULAR CONFIGURATION SPECIFICATIONS

NOTE: Use metal tape measure for all measurements. Measures to 1/8 inch.

CORDLESS LIFT SYSTEM





Uses steel snap-in brackets. Cordless easily lifts and lowers using the bottomrail handle. No lift cord is necessary.

All Cordless shades can be ordered with the fabric covered headrail and bottomrail **for a surcharge**, or with the color coordinated non-wrapped rails at no additional charge. Must be specified when order is placed.order is placed.

Cordless cellular shades come with a color-coordinated textured handle pre-inserted, a clear textured handle or clear plastic insert are optional.

Shades over 42" will have two handles. Single handle available, must be selected during order entry.

Cut-Outs are not available.

CORDLESS LIFT – SIZE STANDARDS

	Cellular			2" Hybrid Pleat	1-1/4"	1-1/4"
	All Semi-Opaque Fabrics	**Subdue** Blackout **(S61)**	**All other** Blackout Fabrics	Semi-Opaque & Blackout	Semi-Opaque	Blackout
Min. Width (net)	16"	16"	16"	16"	16"	16"
Max. Width	120"	84"	96"	120"	120"	120"
Max. Width – End Mount	48"	48"	48"	42"	N/A	N/A
Min. Height	12"	12"	12"	12"	12"	12"
Max. Height	84"	84"	84"	84"	84"	84"
Max Area (sq. ft.)	70	49	56	60	60	60

Note: Cut-outs are not available on Cordless Lift shades.

CORDLESS LIFT TOP-DOWN/BOTTOM-UP – SIZE STANDARDS

	Cellular			2" Hybrid Pleat	1-1/4"	1-1/4"
	All Semi-Opaque Fabrics	Subdue Blackout (S61)	**All other** Blackout Fabrics	Semi-Opaque & Blackout	Semi-Opaque	Blackout
Min. Width (net)	16"	16"	16"	16"	18"	18"
Max. Width	96"	84"	96"	120"	96"	96"
Max. Width – End Mount	48"	48"	48"	42"	N/A	N/A
Min. Height	12"	12"	12"	12"	12"	12"
Max. Height	84"	84"	84"	84"	84"	84"
Max Area (sq. ft.)	56	49	56	60	56	56

Note: Cut-outs are not available on Cordless Lift shades.

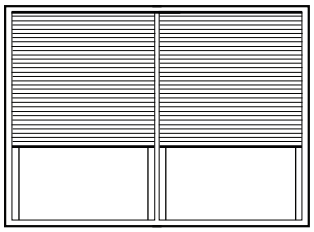

Top Down Bottom Up shades are now available with white striker plates and magnet caps when shades are ordered with fabric-wrapped rails.
Zinc striker plates & magnets comes standard on shades ordered with color-coordinated rails.
Striker plate & magnet placement:
Shades under 42" Wide – one magnet on each end of the shade
Shades 42" - 78" wide – one magnet on each end of the shade and one offset 3" from the center cord
Shades 78" - 96" wide – one magnet on each end of the shade and one in the center of the shade.
Shades over 96" wide – one magnet on each end of the shade and one at 3" to the left and right of the center routes.

CORDLESS LIFT TWO-ON-ONE – SIZE STANDARDS

	Cellular			2" Hybrid Pleat	1-1/4"	1-1/4"
	All Semi-Opaque Fabrics	**Subdue** Blackout **(S61)**	**All other** Blackout Fabrics	Semi-Opaque & Blackout	Semi-Opaque	Blackout
Min Width (per panel)	16"	16"	16"	16"	16"	16"
Min Width (overall)	32"	32"	32"	32"	32"	32"
Max Width (per panel)	100"	84"	96"	100"	96"	96"
Max Width (overall)	120"	120"	120"	120"	120"	120"
Min Height	12"	12"	12"	12"	12"	12"
Max Height	84"	84"	84"	84"	84"	84"
Max Area (per panel) (Sq/Ft)	70	49	56	60	60	60

*** Two-On-One Headrail is not available in Top-Down/Bottom-Up or Trilight**

Note: End mount not available. Not available with Hold Down Brackets

Note: Cut-outs are not available on Cordless Lift shades.

CORDLESS LIFT THREE-ON-ONE – SIZE STANDARDS

	Cellular			2" Hybrid Pleat
	All Semi-Opaque Fabrics	Subdue Blackout (S61)	**All other** Blackout Fabrics	Semi-Opaque & Blackout
Min Width (per panel)	16"	16"	16"	16"
Min Width (overall)	48"	48"	48"	48"
Max Width (per panel)	100"	84"	96"	120"
Max Width (overall)	174"	174"	174"	174"
Min Height	12"	12"	12"	12"
Max Height	84"	84"	84"	84"
Max Area (per panel) (Sq/Ft)	70	49	56	60

*** Three-On-One Headrail is not available in Top-Down/Bottom-Up or Trilight**

Note: End mount not available. Not available with Hold Down Brackets

Note: Cut-outs are not available on Cordless Lift shades.

Note: 1-1/4" Pleat Fabrics are not available in the 3-on-1 Configuration

FINISHED DIMENSIONS

Adjustments are taken from ordered dimensions.

	SoftStyle	2" Hybrid Pleat
Inside (IB) Mounts		
Headrail unit	– 1/4"	– 1/4"
Shade height	ordered height	ordered height
Fabric width	– 3/8"	– 3/8"
End (EB) Mounts		
Headrail unit	– 1/2"	– 1/2"
Shade height	ordered height	ordered height
Fabric width	– 5/8"	– 5/8"
Outside (OB) Mount		
Headrail unit	ordered width	ordered width
Shade height	ordered height	ordered height
Fabric width	– 1/8"	– 1/8"
2-on-1 & 3-on-1 Headrail		
Gap between panels	-1/4"	-1/4"

NOTE: Measurements may vary ± 1/8"

MOUNTING REQUIREMENTS

Use a metal tape measure for all measurements.

	SoftStyle	2" Hybrid Pleat
Inside (IB) & End (EB) Mounts		
Minimum mounting depth	3/4"	3/4"
Minimum mounting depth, flush mount:	2-1/8"	2-1/8"
Outside (OB) Mount		
Minimum flat vertical surface	1-1/2"	1-1/2"

NOTE: Inside mount with hold down brackets deductions:
Headrail -1/2"
Fabric -5/8"
Bottomrail -1/2"

RECTANGULAR CONFIGURATION SPECIFICATIONS

NOTE: Use metal tape measure for all measurements. Measures to 1/8 inch.

CORDLESS LIFT & LOCK SYSTEM

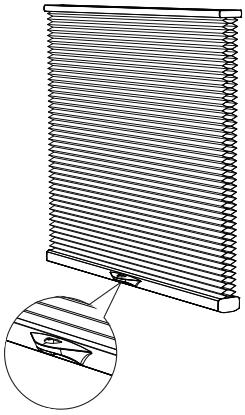

Press a button on the bottomrail to lift and lower the shade. Release the button to securely lock the shade into place.

No exposed cords on bottom up shades. Lift cords on Top-Down/Bottom-Up are on the far sides of the shade. Child-safe option.

All Cordless shades can be ordered with the fabric covered headrail and bottomrail **for a surcharge**, or with the color coordinated non - wrapped rails at **no additional charge**. **Must be specified** when order is placed.

Cordless Lift & Lock shades can be ordered with the Premium headrail **for a surcharge**. Premium headrail option is not available with Top-Down/Bottom-Up or TriLight.

Cordless Lift & Lock not available on 1-1/4" Pleat Fabrics.

CORDLESS LIFT & LOCK – SIZE STANDARDS			
	Cellular		2" Hybrid Pleat
	All Semi-Opaque Fabrics	All Blackout Fabrics	Semi-Opaque & Blackout
Min. Width (net)	10"	10"	10"
Max. Width	84"	84"	84"
Max. Width – End Mount	48"	48"	48"
Min. Height	12"	12"	12"
Max. Height	84"	84"	84"
Max Area (sq. ft.)	49	49	49

Cordless Lift & Lock is NOT available with 1-1/4" Pleat fabrics

Top-Down/bottom-Up Lift & Lock shades under 42" will have one magnet in the middle.

Shades over 42" will have one magnet in the middle, and one approximately 3" from each end to provide better closure between the middle rail and top rail.

CORDLESS LIFT & LOCK TWO-ON-ONE & THREE-ON-ONE – SIZE STANDARDS			
	Cellular		2" Hybrid Pleat
	All Semi-Opaque Fabrics	All Blackout Fabrics	Semi-Opaque & Blackout
Two-on-One			
Min. Width (net - per panel)	10"	10"	10"
Min Width (overall)	20"	20"	20"
Max. Width (per panel)	84"	84"	84"
Max. Width (overall)	168"	168"	168"
Three-on-One			
Min. Width (net - per panel)	10"	10"	10"
Min Width (overall)	30"	30"	30"
Max. Width (per panel)	84"	84"	84"
Max. Width (overall)	168"	168"	168"
Min. Height	12"	12"	12"
Max. Height	84"	84"	84"
Max Area (per panel) (sq. ft.)	49	49	49

NOTE: 2-on-1 or 3-on-1 Headrail is **not available** in Top-Down/Bottom-Up or Trilight or End Mount

Cordless Lift & Lock is NOT available with 1-1/4" Pleat fabrics

CORDLESS LIFT & LOCK TOP-DOWN/BOTTOM-UP – SIZE STANDARDS			
	Cellular		2" Hybrid Pleat
	All Semi-Opaque Fabrics	All Blackout Fabrics	Semi-Opaque & Blackout
Min. Width (net)	16"	16"	16"
Max. Width	84"	84"	84"
Max. Width – End Mount	48"	48"	42"
Min. Height	12"	12"	12"
Max. Height	84"	84"	84"
Max Area (sq. ft.)	49	49	49

Cordless Lift & Lock is NOT available with 1-1/4" Pleat fabrics

FINISHED DIMENSIONS – STANDARD

Adjustments are taken from ordered dimensions.

	SoftStyle	2" Hybrid Pleat
Inside (IB) Mounts		
Headrail unit (includes end caps)	– 1/4"	– 1/4"
Shade height	ordered height	ordered height
Fabric width	– 3/8"	– 3/8"
End (EB) Mounts		
Headrail unit (includes end caps)	– 1/2"	– 1/2"
Shade height	ordered height	ordered height
Fabric width	– 5/8"	– 5/8"
Outside (OB) Mount		
Headrail unit (includes end caps)	ordered width	ordered width
Shade height	ordered height	ordered height
Fabric width	– 1/8"	– 1/8"
2-on-1 & 3-on-1 Headrail		
Gap between panels	-1/4"	-1/4"

NOTE: Measurements may vary ± 1/8"

MOUNTING REQUIREMENTS

Use a metal tape measure for all measurements.

Standard Headrail	SoftStyle	2" Hybrid Pleat
Inside (IB) Mount		
Minimum mounting depth	1-1/4"	1-1/4"
Minimum mounting depth, flush mount:	2-1/4"	2-1/4"
End (EB) Mount		
Minimum flat vertical surface	2"	2"
Outside (OB) Mount		
Minimum flat vertical surface	1"	1"

Premium Headrail	SoftStyle	2" Hybrid Pleat
Inside (IB) & End (EB) Mounts		
Minimum mounting depth	3/4"	3/4"
Minimum mounting depth, flush mount:	2-1/8"	2-1/8"
Outside (OB) Mount		
Minimum flat vertical surface	1-1/2"	1-1/2"

NOTE: Inside mount with hold down brackets deductions:
Headrail -1/2"
Fabric -5/8"
Bottomrail -1/2"

RECTANGULAR CONFIGURATION SPECIFICATIONS

NOTE: Use metal tape measure for all measurements. Measures to 1/8 inch.

CONTINUOUS CORD LOOP SYSTEM



Uses steel snap-in brackets.
Continuous cord loop system easily lifts any shade – even large or hard-to-reach – and stops the shade exactly where you want. No more tangled cords!

All continuous cord loop shades can be ordered with the fabric covered headrail and bottomrail **for a surcharge**, or with the color coordinated non-wrapped rails at **no additional charge**. **Must be specified** when order is placed.

Continuous Cord Loop not available on 1-1/4" Pleat Fabrics.

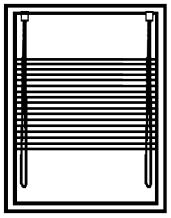



SHADE HEIGHT	CORD LOOP DROP
up to 18"	18" loop
18" to 42"	24" loop
42-1/8" - 54"	36" loop
54-1/8" - 72"	48" loop
72-1/8" - 90"	60" loop
90-1/8" - 110"	72" loop
110-1/8" - 130"	96" loop
130-1/8" - 144"	120" loop

CONTINUOUS CORD LOOP – SIZE STANDARDS				
	Cellular			2" Hybrid Pleat
	All Semi-Opaque Fabrics	**Subdue** Blackout **(S61)**	**All other** Blackout Fabrics	Semi-Opaque & Blackout
Min. Width (net)*	18"	18"	18"	18"
Max. Width	120"	120"	120"	120"
Max. Width – End Mount	48"	48"	48"	42"
Min. Height	12"	12"	12"	12"
Max. Height*	120"	120"	120"	120"
Max. Area (sq. ft.)	100	90	100	60

Continuous Cord Loop is NOT available with 1-1/4" Pleat fabrics

CONTINUOUS CORD LOOP TWO-ON-ONE – SIZE STANDARDS			
	Cellular		2" Hybrid Pleat
	All Semi-Opaque Fabrics	All Blackout Fabrics	Semi-Opaque & Blackout
Min. Width (per panel)	18"	18"	18"
Min. Width (overall)	36"	36"	36"
Max. Width (per panel)	100"	96"	102"
Max. Width (overall)	120"	120"	120"
Min. Height	12"	12"	12"
Max. Height	120"	120"	120"
Max. Area (sq. ft.)	83	80	60

Note: End mount not available.

Continuous Cord Loop is NOT available with 1-1/4" Pleat fabrics

CONTINUOUS CORD LOOP TOP-DOWN/BOTTOM-UP – SIZE STANDARDS				
	Cellular			2" Hybrid Pleat
	All Semi-Opaque Fabrics	**Subdue** Blackout **(S61)**	**All other** Blackout Fabrics	Semi-Opaque & Blackout
Min. Width (net)*	24"	24"	24"	24"
Max. Width	120"	120"	120"	120"
Max. Width – End Mount	48"	48"	48"	42"
Min. Height	12"	12"	12"	12"
Max. Height*	120"	120"	120"	120"
Max. Area (sq. ft.)	100	90	100	60

Continuous Cord Loop is NOT available with 1-1/4" Pleat fabrics

On top-down/bottom-up Cellular shades a fabric insert is standard (Does not apply to Hybrid Pleat). This is an extra two-cell fabric gasket attached to the top headrail and acts as a seal to eliminate light leakage between the headrail and center rail when the shade is closed.

Right control operates the center moving rail; left control operates the bottomrail. Reverse controls are available.

NOTE: Inside mount with hold down brackets deductions:
Headrail -1/2"
Fabric -5/8"
Bottomrail -1/2"

FINISHED DIMENSIONS – STANDARD

Adjustments are taken from ordered dimensions.

	SoftStyle	2" Hybrid Pleat*
Inside (IB) Mount		
Headrail unit	– 1/4"	– 1/4"
Shade height	ordered height	ordered height
Fabric width	– 3/8"	– 5/8"
End (EB) Mounts		
Headrail unit	– 1/2"	– 1/2"
Shade height	ordered height	ordered height
Fabric width	– 5/8"	– 7/8"
Outside (OB) Mount		
Headrail unit	ordered width	ordered width
Shade height	ordered height	ordered height
Fabric width	– 1/8"	– 3/8"

*An extra 1/4" deduction will be taken from the fabric with the Top-Down/ Bottom-Up option for Hybrid Pleat

NOTE: Measurements may vary ± 1/8"

FINISHED DIMENSIONS – 2 ON 1

Adjustments are taken from ordered dimensions.

	SoftStyle	2" Hybrid Pleat
Inside (IB) Mount		
Headrail unit	– 1/4"	– 1/4"
Shade height	ordered height	ordered height
Fabric width (includes gap deduction)	– 5/8"	–7/8"
Outside (OB) Mount		
Headrail unit	ordered width	ordered width
Shade height	ordered height	ordered height
Fabric width	– 1/8"	– 3/8"
2 on 1 Headrail		
Gap between panels	– 1/4"	– 1/4"

NOTE: Measurements may vary ± 1/8"

MOUNTING REQUIREMENTS

Use a metal tape measure for all measurements.

	SoftStyle	2" Hybrid Pleat
Inside (IB) Mounts		
Minimum mounting depth	3/4"	3/4"
Minimum mounting depth, flush mount:	2-1/8"	2-1/8"
Outside (OB) Mount		
Minimum flat vertical surface	1-1/2"	1-1/2"

SMART FACTS

- The beautiful combination of a sheer pleated shade on top and cellular or 2" Hybrid Pleat shade on the bottom provides maximum versatility in a single window covering.
- Wide array of color options from whites, neutrals, and muted tones to bold colors.
- Four sheer pleated styles in multiple colors to meet most decorating tastes.
- Semi-opaque and blackout cellular fabrics are available in multiple sizes, providing a choice for every window size and desired light and privacy control.
- Cellular fabric provides superior insulation for reduced heating and cooling bills. It also absorbs sound, making rooms more comfortable.
- The continuous cord loop option lifts any shade -- even large or hard-to-reach – and positions it exactly where you want without any dangling cords.
- The Cordless and Cordless Lift & Lock options provide safe, simple operation by raising and lowering the shade using handles instead of cords. Ideal in homes with children and pets.

SELECTING A TRILIGHT SHADE

1. Choose a fabric, cell size and color for the bottom shade.
2. Choose a sheer pleated fabric for the top shade. See Sheer Pleated Color Chart.
3. Refer to the cellular and 2" Hybrid Pleat price grids on pages 7-24 to determine your bottom shade price.
4. Refer to the sheer pleated grids on page 19 to find your top shade price. Add the bottom shade, sheer pleated and control option prices together to determine your final price.

- TriLight Shades are available as standard rectangle only.
- Continuous Cord Loop – right operates the middle rail; left operates the bottomrail. Reverse controls are available; grouped controls are NOT available.

ALTA WINDOW FASHIONS

SHEER PLEATED COLOR CHART

Nova Sheer Pleated		
Style Name	**Color #**	**Color Name**
Nova Sheer	P33-824	Blush
Nova Sheer	P33-820	Bridal White
Nova Sheer	P33-823	Crème
Nova Sheer	P33-821	Glacier White
Nova Sheer	P33-822	Light Lemon
Nova Sheer	P33-825	Tea

Carousel Sheer Pleated		
Style Name	**Color #**	**Color Name**
Carousel Sheer	P32-804	Blush
Carousel Sheer	P32-800	Bridal White
Carousel Sheer	P32-803	Crème
Carousel Sheer	P32-801	Glacier White
Carousel Sheer	P32-802	Light Lemon

Willa Sheer Pleated		
Style Name	**Color #**	**Color Name**
Willa Sheer	P05-506	Bisque
Willa Sheer	P05-508	Chocolate
Willa Sheer	P05-504	Crystal
Willa Sheer	P05-502	Heirloom
Willa Sheer	P05-501	Ice
Willa Sheer	P05-507	Latte
Willa Sheer	P05-505	Light Taupe
Willa Sheer	P05-500	Snow White
Willa Sheer	P05-503	Soft Ivory
Willa Sheer	P05-509	Twilight

Lyssa Sheer Pleated		
Style Name	**Color #**	**Color Name**
Lyssa Sheer	P04-405	Blush
Lyssa Sheer	P04-400	Bridal White
Lyssa Sheer	P04-402	Crème
Lyssa Sheer	P04-401	Glacier White
Lyssa Sheer	P04-403	Light Lemon
Lyssa Sheer	P04-407	Tea

SHEER PLEATED MAXIMUM WIDTHS		% UV BLOCKAGE
Nova Sheer	96"	60
Carousel Sheer	96"	60
Willa Sheer	83"	50
Lyssa Sheer	96"	60

TRILIGHT – CONTINUOUS CORD LOOP



Features same headrail as continuous cord loop system.

Options:

- Color-Coordinated painted rails – no extra charge
  - rails, end caps, cord loops, and cord tensioner will color-coordinate to the bottom (honeycomb) fabric
- Fabric wrapped rails - surcharge applies
  - fabric wrap rails, end caps, cord loops, and cord tensioner will color-coordinate to the bottom (honeycomb) fabric
- Headrail can be fabric wrapped to match the top (sheer) fabric
  - surcharge applies
  - bottomrail, middle rail, end caps, cord loops, and cord tensioner will color-coordinate to the bottom (honeycomb) fabric

NOTES:

- Right loop control operates the middle rail, left loop control operates the bottomrail.

Cut-outs are not available on TriLight Shades.

TriLight option not available on 1-1/4" Pleat Fabrics.

CONTINUOUS CORD LOOP – SIZE STANDARDS			
	All Semi-Opaque Fabrics	All Blackout Fabrics	2" Hybrid Pleat
Min. Width (net)	24"	24"	24"
Max. Width*	83" - 96"	83" - 96"	83" - 96"
Max. Width-End Mount	48"	48"	42"
Min. Height	12”	12”	12”
Max. Height	96"	96”	96”
Max. Area (sq. ft.)	64	50	60

*See sheer pleated maximum width limitations.

TriLight **not available** with 1-1/4" fabrics

NOTE: Inside mount with hold down brackets deductions: Headrail -1/2"
Fabric -5/8"
Bottomrail -1/2"

FINISHED DIMENSIONS

Adjustments are taken from ordered dimensions.
Measurements may vary +/- 1/8".

	SoftStyle	2" Hybrid Pleat
Inside (IB) Mounts		
Headrail unit	– 1/4"	– 1/4"
Shade height	ordered height	ordered height
Fabric width	– 3/8"	– 7/8"
End (EB) Mounts		
Headrail unit	– 1/2"	– 1/2"
Shade height	ordered height	ordered height
Fabric width	– 5/8"	– 1-1/8"
Outside (OB) Mount		
Headrail unit	ordered width	ordered width
Shade height	ordered height	ordered height
Fabric width	– 1/8"	– 5/8"

MOUNTING REQUIREMENTS

Use a metal tape measure for all measurements.

	SoftStyle	2" Hybrid Pleat
Inside (IB) & End (EB) Mounts		
Minimum mounting depth	3/4"	3/4"
Minimum mounting depth, flush mount:	2-1/8"	2-1/8"
Outside (OB) Mount		
Minimum flat vertical surface	1-1/2"	1-1/2"

TRILIGHT – CORDLESS



Sheer pleated lifts and lowers from the middle rail. Honeycomb and 2" Hybrid Pleat lift and lower from the bottomrail. No lift cords are necessary.

Options:

- Color-Coordinated painted rails - no extra charge
  - Headrail, bottomrail, and middle rail, end caps, cord loops, and handles will color-coordinate to the bottom (honeycomb) fabric
- Fabric wrapped rails - surcharge applies
  - Fabric wrapped headrail, bottomrail, and middle rail, end caps, cord loops, and handles will coordinate to the bottom (honeycomb) fabric
- Headrail can be fabric wrapped to match the top (sheer) fabric - surcharge applies
  - Bottomrail, end caps, cord loops, and handles will color-coordinate to the bottom (honeycomb) fabric

NOTES:

- Shades over 42" will have two handles in the middle rail and two handles in the bottomrail. Single handle available, must be selected during order entry.

Cut-outs are not available on TriLight Shades.

TriLight option not available on 1-1/4" Pleat Fabrics.

CORDLESS LIFT SYSTEM – SIZE STANDARDS			
	All Semi-Opaque Fabrics	All Blackout Fabrics	2" Hybrid Pleat
Min. Width (net)	16”	16”	16"
Max. Width**	83" - 96"	83" - 96"	83" - 96"
Max. Width-End Mount	48"	48"	42”
Min. Height	12”	12”	12”
Max. Height	84”	84”	84”
Max. Area (sq. ft.)	56	49	60

*See sheer pleated maximum width limitations.

TriLight **not available** with 1-1/4" fabrics

FINISHED DIMENSIONS

Adjustments are taken from ordered dimensions.
Measurements may vary +/- 1/8".

	SoftStyle	2" Hybrid Pleat
Inside (IB) Mounts		
Headrail unit	– 1/4"	– 1/4"
Shade height	ordered height	ordered height
Fabric width	– 3/8"	– 3/8"
End (EB) Mounts		
Headrail unit	– 1/2"	– 1/2"
Shade height	ordered height	ordered height
Fabric width	– 5/8"	– 5/8"
Outside (OB) Mount		
Headrail unit	ordered width	ordered width
Shade height	ordered height	ordered height
Fabric width	– 1/8"	– 1/8"

MOUNTING REQUIREMENTS

Use a metal tape measure for all measurements.

	SoftStyle	2" Hybrid Pleat
Inside (IB) & End (EB) Mounts		
Minimum mounting depth	3/4"	3/4"
Minimum mounting depth, flush mount:	2-1/8"	2-1/8"
Outside (OB) Mount		
Minimum flat vertical surface	1-1/2"	1-1/2"

NOTE: Inside mount with hold down brackets deductions:
Headrail -1/2"
Fabric -5/8"
Bottomrail -1/2"

TRILIGHT – CORDLESS LIFT & LOCK

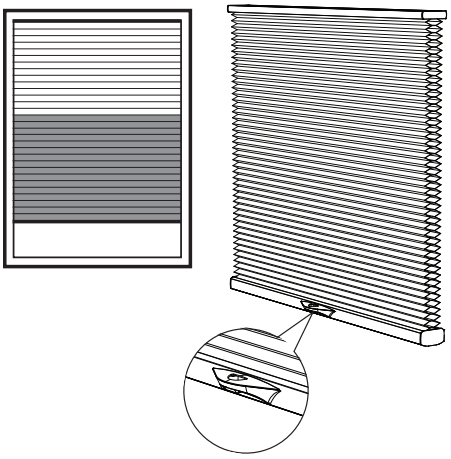

CORDLESS LIFT & LOCK – SIZE STANDARDS			
	All Semi-Opaque Fabrics	All Blackout Fabrics	2" Hybrid Pleat Fabrics
Min. Width (net)	12"	12"	12"
Max. Width	84"	84"	84"
Max. Width - End Mount	48"	48"	42"
Min. Height	12"	12"	12"
Max. Height	84"	84"	84"
Max. Area (sq. ft.)	49	49	49

*Maximum width on Whisper Sheer is 83", all other patterns 84".

TriLight **not available** with 1-1/4" fabrics

Options:

- Color-Coordinated painted rails - no extra charge
  – Headrail, bottomrail, and middle rail, end caps, cord loops, and handles will color-coordinate to the bottom (honeycomb) fabric

- Fabric wrapped rails - surcharge applies
  – fabric wrapped headrail, bottomrail, and middle rail, end caps, cord loops, and handles will coordinate to the bottom (honeycomb) fabric

Must be specified when order is placed.

TriLight option not available on 1-1/4" Pleat Fabrics.

FINISHED DIMENSIONS

Adjustments are taken from ordered dimensions.
Measurements may vary +/- 1/8".

	SoftStyle	2" Hybrid Pleat
Inside (IB) Mounts		
Headrail unit	-1/4"	-1/4"
Shade height	Ordered Height	Ordered Height
Fabric width	-3/8"	-3/8"
End (EB) Mounts		
Headrail unit	-1/2"	-1/2"
Shade height	Ordered Height	Ordered Height
Fabric width	-5/8"	-5/8"
Outside (OB) Mount		
Headrail unit	Ordered Width	Ordered Width
Shade height	Ordered Height	Ordered Height
Fabric width	-1/8"	-1/8"

MOUNTING REQUIREMENTS

Use a metal tape measure for all measurements.

	SoftStyle	2" Hybrid Pleat
Inside (IB) & End (EB) Mounts		
Minimum mounting depth	1-1/4"	1-1/4"
Minimum mounting depth, flush mount:	2-1/4"	2-1/4"
End (OB) Mount		
Minimum flat vertical surface	2"	2"
Outside (OB) Mount		
Minimum flat vertical surface	1"	1"

NOTE: Inside mount with hold down brackets deductions:
Headrail -1/2"
Fabric -5/8"
Bottomrail -1/2"

BLISS AUTOMATION CONFIGURATION SPECIFICATIONS

NOTE: Use metal tape measure for all measurements. Measures to 1/8 inch.

BLISS AUTOMATION

BLISS Automation - SIZE STANDARDS				
	Bottom-Up		Top-Down/Bottom-Up	
	All Cellular Fabrics	2" Hybrid Pleat *	Right Side Control	Left Side Control
Minimum NET Width	18" / 24"	18"	30"	35"
Maximum Width	120"	120"	120"	120"
Minimum Height	12"	12"	18"	18"
Maximum Height	108"	108"	108"	108"

NOTES

Top-Down/Bottom-Up is N/A with 1-1/4"

1) Minimum width for 1-1/4" Pleat is 24"

2) Maximum height varies by width and fabric type. Refer to chart on page 36.

3) End Mount is not available

4) 1-1/4" Pleat is not available with Top-Down/Bottom-Up

BLISS Automation 2-on-1 HEADRAIL - SIZE STANDARDS		
	All Cellular Fabrics	2" Hybrid Pleat
Minimum NET Width (per panel)	20" / 24"	20"
Minimum NET Width (overall)	40" / 48"	40"
Maximum Width (per panel)	120"	120"
Maximum Width (overall)	144" / 120"	144"
Minimum Height	12"	12"
Maximum Height	108"	108"

NOTES

1) Minimum width for 1-1/4" Pleat is 24" (per panel) and 48" (overall)

2) Maximum height varies by width and fabric type. Refer to chart on page 36.

3) End Mount is not available

4) Maximum width for 1-1/4" Pleat is 120" (overall)

5) 2-on-1 Headrail is not available with Top-Down/Bottom-Up

FINISHED DIMENSIONS

Adjustments are taken from ordered dimensions.

	Honeycomb	Hybrid Pleat
Inside (IB) Mounts		
Headrail unit	– 1/4"	– 1/4"
Shade height	ordered height	ordered height
Fabric width	– 3/8"	– 3/8"
Outside (OB) Mount		
Headrail unit	ordered width	ordered width
Shade height	ordered height	ordered height
Fabric width	– 1/8"	– 1/8"

NOTE: Measurements may vary ± 1/8"

Adjustments are taken from ordered dimensions.

	1-1/4" Fabrics
Inside (IB) Mounts	
Headrail unit	– 1/4"
Shade height	ordered height
Fabric width	– 3/8"
Outside (OB) Mount	
Headrail unit	ordered width
Shade height	ordered height
Fabric width	– 1/8"

NOTE: 1-1/4" Fabrics are not available with BLISS Top-Down/Bottom-Up

MOUNTING REQUIREMENTS

Use a metal tape measure for all measurements.

External Battery - Mounted away from the Headrail
Internal Battery - Top-Down/Bottom-Up

	Honeycomb & Hybrid Pleat
Inside (IB) Mount	
Minimum mounting depth	3/4"
Minimum mounting depth, flush mount:	2-1/8"
Outside (OB) Mount	
Minimum flat vertical surface	1-1/2"

External Battery - Mounted to the back of the Headrail

	Honeycomb & Hybrid Pleat
Inside (IB) Mount	
Minimum mounting depth	2-5/8"
Minimum mounting depth, flush mount	3-1/4"

Outside (OB) Mount	
Minimum flat vertical surface	1-1/2"

Extension Brackets required for External Battery - Mounted to the back of the Headrail

Use a metal tape measure for all measurements.

External Battery - Mounted away from the Headrail

	1-1/4" Fabrics
Inside (IB) Mount	
Minimum mounting depth	1-5/8"
Minimum mounting depth, flush mount:	3"
Outside (OB) Mount	
Minimum flat vertical surface	1-1/2"

External Battery - Mounted to the back of the Headrail

Inside (IB) Mount	
Minimum mounting depth	2-5/8"
Minimum mounting depth, flush mount:	4"
Outside (OB) Mount	
Minimum flat vertical surface	1-1/2"

Extension Brackets required for External Battery - Mounted to the back of the Headrail

BLISS AUTOMATION MAXIMUM HEIGHTS Bottom-Up & Top-Down/Bottom-Up					
CODE SHADE NET WIDTH TO:	**18" – 72" ***	**84"**	**96"**	**108"**	**120"**
S50 SoftStyle Beginnings - Semi-Opaque	108"	108"	108"	108"	108"
				55 Sq Ft Max - Over 96"	
S51 SoftStyle Beginnings - Double Cell	108"	108"	108"	73"	66"
				55 Sq Ft Max - Over 96"	
S11 Softstyle Semi-Opaque - Small Single Cell	108"	108"	108"	73"	66"
				65 Sq Ft Max - Over 96"	
S21 Softstyle Semi-Opaque - Large Single Cell	108"	108"	108"	87"	78"
	50 Sq Ft Max - Up to 96"			**45 Sq Ft Max - Over 96"**	
S31 Softstyle Semi-Opaque - Double Cell	100"	85"	75"	60"	54"
				80 Sq Ft Max - Over 96"	
S13 Softstyle Blackout - Small Single Cell	108"	108"	108"	106"	96"
				80 Sq Ft Max - Over 96"	
S23 Softstyle Blackout - Large Single Cell	108"	108"	108"	106"	96"
	55 Sq Ft Max - Up to 96"			**45 Sq Ft Max - Over 96"**	
S32 SoftStyle 1/2" Double Cell Double Cell Blackout	108"	94"	82"	60"	54"
	45 Sq Ft Max - Up to 96"			**35 Sq Ft Max - Over 96"**	
S61 Softstyle Subdue Blackout	90"	77"	67"	46"	42"
S41 n/a with Top-Down/Bottom-Up				**50 Sq Ft Max - Over 96"**	
S41 Softstyle Semi-Opaque - 1-1/4" Single Cell (min width 24")	108"	108"	108"	67"	60"
S43 n/a with Top-Down/Bottom-Up				**65 Sq Ft Max - Over 96"**	
S43 Softstyle Blackout - 1-1/4" Single Cell (min width 24")	108"	108"	108"	87"	78"
				50 Sq Ft Max - Over 96"	
HPF 2" Hybrid Pleat - Semi-Opaque	108"	108"	108"	67"	60"
	55 Sq Ft Max - Up to 96"			**40 Sq Ft Max - Over 96"**	
HPR 2" Hybrid Pleat - Blackout	96"	90"	72"	53"	48"

NOTES:

1) **Minimum Panel Width for 1-1/4" is 24"**
2) **2-on-1 Minimum Panel Width 20" (24" for 1-1/4")**
3) **2-on-1 Maximum Width (overall) is 144"**
4) **For fabrics showing less than 108" Drop @ 72" wide, a square foot restriction applies and is noted**
5) **Minimum Width for Top-Down/Bottom-Up is 30" Right Side Control & 35" Left Side Control**

SIMPLICITY AUTOMATION SPECIFICATIONS
POWERWAND™ AUTOMATION SPECIFICATIONS

SIMPLICITY AND POWERWAND AUTOMATION

- Features the same headrail and bottomrail as Continuous Cord Loop. Fabric wrapped rails are available **for a surcharge**. Color-coordinated rails are available at **no additional charge**. Must be specified when ordering.

SIMPLICITY Rechargeable & POWERWAND - SIZE STANDARDS		
	All Cellular Fabrics	**2" Hybrid Pleat ***
Minimum NET Width - **Bottom-Up**	18"	18"
Minimum NET Width - **Top-Down/Bottom-Up**	24"	24"
Maximum Width	96"	96"
Maximum Width, End Mount ***	36"	36"
Minimum Height	12"	12"
Maximum Height	96"	96"

**** PowerWand not available with 2" Hybrid Pleat fabrics**

***** Rechargeable Simplicity Top-Down/Bottom-Up not available as End Mount**

NOTE: 1-1/4" Pleat fabrics are not available with Simplicity Rechargeable Automation

NOTE: Size Standards are the same for Rechargeable Simplicity Bottom-Up and PowerWand

NOTE: Minimum Width for Rechargeable Simplicity Top-Down/Bottom-Up is 24"

NOTE: Maximum height varies by width and fabric type. Refer to chart on page 39.

NOTE: Minimum width for 1-1/4" Pleat with PowerWand is 24"

NOTE: For Simplicity TDBU shades 36 and wider the rechargeable battery is fully concealed in the head rail and is recharged via a charging port on the back of the shade. Shades under 36" in width require an externally mounted battery pack. Both the internal and external rechargeable batteries come fully charged from the factory.

SIMPLICITY Rechargeable 2-on-1 HEADRAIL - SIZE STANDARDS		
	All Cellular Fabrics	**2" Hybrid Pleat**
Minimum NET Width (per panel)	20"	20"
Minimum NET Width (overall)	40"	40"
Maximum Width (per panel)	96"	96"
Maximum Width (overall)	144"	144"
Minimum Height	12"	12"
Maximum Height	96"	96"

NOTE: Simplicity 2-on-1 ONLY available with Rechargeable battery. Not available with PowerWand or Top-Down/Bottom-Up

NOTE: 1-1/4" Pleat fabrics are not available with Simplicity Rechargeable Automation

NOTE: Max height varies by width and fabric type. Refer to chart on page 39.

SIMPLICITY AUTOMATION SPECIFICATIONS
POWERWAND™ AUTOMATION SPECIFICATIONS

SIMPLICITY AND POWERWAND AUTOMATION

FINISHED DIMENSIONS

Standard, Rechargeable Bottom-Up and Top-Down/Bottom-Up, and PowerWand

Adjustments are taken from ordered dimensions.

	Small Single, Large Single, and Double Cell	Hybrid Pleat
Inside (IB) Mounts		
Headrail unit	– 1/4"	– 1/4"
Shade height	ordered height	ordered height
Fabric width	– 3/8"	– 3/8"
Outside (OB) Mount		
Headrail unit	ordered width	ordered width
Shade height	ordered height	ordered height
Fabric width	– 1/8"	– 1/8"
End (EB) Mount*		
Headrail unit	– 1/2"	ordered width
Shade height	ordered height	ordered height
Fabric width	– 5/8"	– 1/8"

* End Mount is not available with Top-Down/Bottom-Up

NOTE: Simplicity is N/A with 1-1/4" fabrics

Simplicity Rechargeable ONLY

2-on-1 Headrail		
Gap between panels	-1/4"	-1/4"

NOTE: Measurements may vary ± 1/8"

1-1/4" with PowerWand

	1-1/4" Fabrics
Inside (IB) Mounts	
Headrail unit	– 1/4"
Shade height	ordered height
Fabric width	– 3/8"
Outside (OB) Mount	
Headrail unit	ordered width
Shade height	ordered height
Fabric width	– 1/8"

MOUNTING REQUIREMENTS

Standard, Rechargeable Bottom-Up, and PowerWand

Use a metal tape measure for all measurements.

	Small Single, Large Single, Double Cell & Hybrid Pleat
Inside (IB) Mount	
Minimum mounting depth	3/4"
Minimum mounting depth, flush mount:	2-1/8"
Outside (OB) Mount	
Minimum flat vertical surface	1-1/2"

Rechargeable Top-Down/Bottom-Up

Mounting Requirements

Use a metal tape measure for all measurements.

	Small Single, Large Single, Double Cell & Hybrid Pleat
Inside (IB) Mount	
Minimum mounting depth	3/4"
Minimum mounting depth, flush mount	
Over 36" wide	2-1/4"
Under 36" wide (spacer blocks required)	3"

Outside (OB) Mount	
Minimum flat vertical surface	1-1/2"

1-1/4" with PowerWand

	1-1/4" Fabrics
Inside (IB) Mount	
Minimum mounting depth	1-5/8"
Minimum mounting depth, flush mount:	3"
Outside (OB) Mount	
Minimum flat vertical surface	1-1/2"

NOTE: 1-1/4" fabrics are built using a headrail and bottomrail with larger depth to accommodate the larger pleat

SIZE STANDARDS – SIMPLICITY AUTOMATION

SIMPLICITY AUTOMATION (Bottom-Up and Top-Down/Bottom-Up*) & POWERWAND - MAXIMUM HEIGHTS								
CODE	**SHADE NET WIDTH TO:**	**18" – 60" ***	**66"**	**72"**	**78"**	**84"**	**90"**	**96"**
S50	SoftStyle Beginnings Semi-Opaque - Single Cell	96"	96"	96"	96"	96"	96"	96"
S51	SoftStyle Beginnings Semi-Opaque - Double Cell	96"	96"	96"	96"	96"	96'	96'
S11	SoftStyle Semi-Opaque - Small Single Cell	96"	96"	96"	96"	96"	96"	96"
S21	SoftStyle Semi-Opaque - Large Single Cell	96"	96"	96"	96"	96"	96'	96'
S31	SoftStyle Semi-Opaque - Double Cell	96"	96"	96"	90"	90"	72"	72"
S41	SoftStyle Semi-Opaque - 1-1/4" Single Cell (PowerWand **only**)	96"	86"	80"	72"	68"	64"	60"
S13	SoftStyle Blackout - Small Single Cell	96"	96"	96"	96"	96"	96"	96"
S23	SoftStyle Blackout - Large Single Cell	96"	96"	96"	96"	96"	96"	96"
S32	SoftStyle Blackout - Double Cell	96"	96"	96"	90"	90"	72"	72"
S43	SoftStyle Blackout - 1-1/4" Single Cell (PowerWand **only**)	96"	96"	90"	82"	76"	72"	68"
S61	SoftStyle Subdue Blackout - Single Cell	96"	96"	96"	90"	90"	72"	72"
HPF	2" Hybrid Pleat Semi-Opaque**	96"	96"	96"	96"	96"	96"	96"
HPR	2" Hybrid Pleat - Blackout**	96"	96"	96"	90"	90"	72"	72"

NOTES:

1) 2-on-1 Minimum Panel Width 20" (available with Bottom-Up Simplicity Rechargeable ONLY)

2) Top-Down/Bottom-Up Minimum Panel Width 24" (available with Simplicity Rechargeable ONLY)

3) 1-1/4" Single Cell is ONLY Available with PowerWand Motorization, Not Available with Simplicity Automation

4) 2" Hybrid Pleat is Not Available with PowerWand Motorization

5) 1-1/4" with PowerWand minimum width 24"

VERTICAL APPLICATION CONFIGURATION SPECIFICATIONS

NOTE: Use metal tape measure for all measurements. Measures to 1/8 inch.

- Fits rectangular window and door openings
- Opens and closes from side to side; ideal for sliding glass doors & French doors
- Four fabric stacking options:
  1) left stack
  2) right stack
  3) center opening ("split stack")
  4) center stack

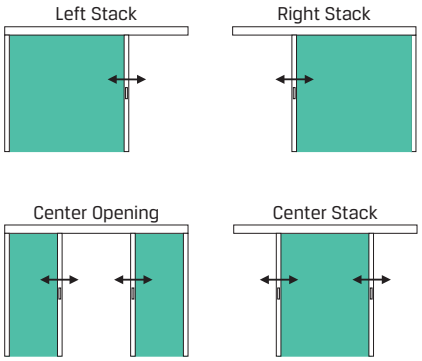

Top Rail Dimensions

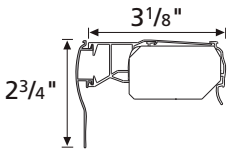

VERTICAL APPLICATION – SIZE STANDARDS			
	Cellular		2" Hybrid Pleat
	Large Single Cell Semi-Opaque Fabrics	Large Single Cell Blackout Fabrics	Semi-Opaque & Blackout
Min. Width	12"	12"	12"
Max. Width **Side & Center Stack**	168"	168"	168"
Max. Width **Split Stack**	190"	190"	190"
Min. Height	24"	24"	24"
Max. Height	120"	120"	120"
Max Sq. ft. **Side & Center Stack**	120	120	100
Max Sq. ft. **Split Stack**	140	140	120

NOTE: Vertical Application **not available** with any Small Single, Double Cell, or 1-1/4" Pleat Cellular fabric

NOTE: Stack is 6-1/2" space per side when fully opened, regardless of shade width.

FINISHED DIMENSIONS

Adjustments are taken from ordered dimensions.
Measurements may vary +/- 1/8".

	Cellular Fabrics	2" Hybrid Pleat
Inside (IB) Mount		
Headrail unit	– 3/16"	– 3/16"
Shade height	– 1/2"	– 1/2"
Valance width (non-flush)	+ 1-1/4"	+ 1-1/4"
Valance width (flush)	– 1/8"	– 1/8"
Outside (OB) Mount		
Headrail unit	– 3/16"	– 3/16"
Shade height	ordered height	ordered height
Valance width	+ 1"	+ 1"
Standard Returns		
Outside Mount	3-1/8"	4-1/4"
Inside Non Flush Mount*	1-1/2"	1-1/2"

NOTE: 1-1/4" Fabrics are **not available** in Vertical Application

MOUNTING REQUIREMENTS

Use a metal tape measure for all measurements.

	Cellular Fabrics	2" Hybrid Pleat
Inside (IB) Mount		
Minimum mounting depth	15/16"	15/16"
Minimum mounting depth, flush mount:	3-5/8"	4-1/2"
Outside (OB) Mount		
Minimum flat vertical surface	5/8"	5/8"

*For each spacer block, 1/2" will be added to the length of the valance returns. For extension brackets, 2" will be added unless otherwise specified.

COLOR-COORDINATED HARDWARE

- Hardware colors are currently limited to 10. Refer to the Hardware Color Guide for colors and more information.

EXCLUSIONS

- All 1-1/4", 9/16" Single and Double Cell fabrics.

VERTICAL APPLICATION ORDERING NOTES

- Specify inside (IB), outside (OB), inside non flush mount, or flush mount.
- Specify stacking configuration – left stack, right stack, center opening, or center stack. On split stack shades, both panels will be of equal width, unless otherwise specified. Center stacks are a surcharge option.
- Inside non flush mount valance returns are 1-1/2" if returns are selected*
- Standard handle height is 40" to 50" from bottom of moving rail; specify any desired variation from this standard.
- Standard installation hardware (brackets) provided.
- Specify no-charge installation hardware:
  - Spacer blocks
  - Extension brackets
  - Shims (OB)
- Also refer to vertical application measuring in "General Information" section.

NOTE: Cut-outs can be done on movable and stationary rail. 1" is the only cut-out width available for Vertical Application shades. 6" is the maximum cut-out height and the height is measured from the floor to the top of the desired cut-out location.

Cut-outs are not available on 2" Hybrid Pleat.

CLASSIC SKYLIGHT CONFIGURATION SPECIFICATIONS

NOTE: Use metal tape measure for all measurements. Measures to 1/8 inch.

CLASSIC SKYLIGHT

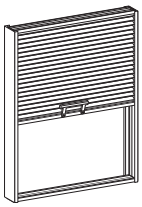

This easy to operate system holds shades in place.
Perfect for skylights and other windows beyond reach.

- Hardware color: Aspen White (785)
- Manually operated with handle
- Ends of headrail, moving rail and anchor rail are enclosed by side tracks
- Features 2-cell fabric gasket attached to headrail; eliminates light leakage when shade is closed
- 5' adjustable extension pole – extends to 10'

STACK LOCATION:			WINDOW POSITION:		
		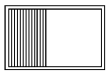		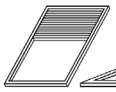	
Top	Bottom	Side	Vertical	Sloped	Horizontal

Note: Pleats will have a vertical orientation when side stack is ordered.

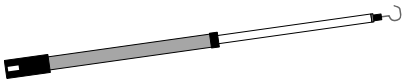

Optional Extension Pole
Extends 5' to 10'
(Part #400036-81511)

All Fabrics

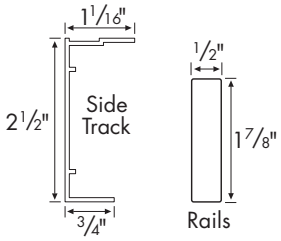

CLASSIC SKYLIGHT – SIZE STANDARDS	
	Cellular
	All Fabrics
Min. Width	18"
Max. Width	60"
Min. Height	12"
Max. Height	72"
Max Area (sq. ft.)	25

NOTE: Classic Skylight is **not available** with 2" Hybrid Pleat or 1-1/4" Pleat Fabrics

NOTE: Shades over 36" wide require support cords.
Rail stiffener is required when shade is over 42" wide.

CLASSIC SKYLIGHT SIDE STACK – SIZE STANDARDS	
	Cellular
	All Fabrics
Min. Width	12"
Max. Width	72"
Min. Height	18"
Max. Height	60"
Max Area (sq. ft.)	25

NOTE: Classic Skylight is **not available** with 2" Hybrid Pleat or 1-1/4" Pleat Fabrics

FINISHED DIMENSIONS

Adjustments are taken from ordered dimensions.

Inside (IB) Mount	
Headrail unit	– 3/16"
Shade height	ordered height
Fabric width	– 3/4"
Outside (OB) Mount	
Headrail unit	+ 3/4"
Shade height	ordered height
Fabric width	ordered width

NOTE: Measurements may vary ± 1/8"

NOTE: All finished dimensions include side tracks.

MOUNTING REQUIREMENTS

Use a metal tape measure for all measurements.

Inside (IB) Mount	
Minimum mounting depth IB:	1-1/4"
Minimum mounting depth, flush mount:	2-1/2"
Outside (OB) Mount	
Minimum flat vertical surface	1"

SKYLIGHT WITH AUTOMATION CONFIGURATION SPECIFICATIONS

NOTE: Use metal tape measure for all measurements. Measures to 1/8 inch.

SKYLIGHT WITH AUTOMATION

Motorized Skylights are different than Classic Skylight. Key differences include:

- Skylight with Bliss Automation uses an external battery pack that can be installed on the back of the headrail. Consider adding 48" Extension Cable (Part #62207000) to the order for installation flexibility. The part may be daisy-chained for additional flexibility.
- Headrail and Bottomrail are identical and are the same rail used with standard Motorized shades.

Bliss Automation:
- Fabric stacks to the top of the window – between the moving rail and headrail

Simplicity:
- Fabric stacks to the bottom of the window – between the moving rail and bottomrail

SKYLIGHT with Automation – SIZE STANDARDS	
	All Cellular Fabrics
Minimum Width	18"
Maximum Width	48"
Minimum Height	12"
Maximum Height	72"

* Skylight Automation not available with 2" Hybrid Pleat or 1-1/4" Fabrics

MOUNTING REQUIREMENTS

Use a metal tape measure for all measurements.

- Should not be more than 1/2" out of square to perform as intended
- The widest width of the window cannot exceed the narrowest width of the window by more than 3/8"
- For Skylight with Bliss Automation the shade must be mounted with the fabric at the top or the highest point in the window.
- For Skylight with Simplicity Automation the shade must be mounted with the fabric at the Bottom or the lowest point in the window.

Simplicity

Rechargeable Automation

Inside (IB) Mounts	
Minimum mounting depth, IB	
Over 20" wide	2-1/2"
Under 20" wide	3"

Simplicity Automation NOTE:
Skylight shades with Rechargeable Automation **over 20" wide** feature an internal battery with charging port.
Skylight shades with Rechargeable Automation **under 20" wide** require an external battery pack which accounts for the additional mounting depth

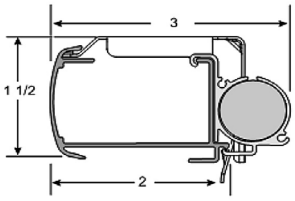

Features

- Inside Mount only
- White Tiara (661) aluminum head and bottom rails. White vinyl side rails
- Use radio frequency controlled Bliss Automation or Simplicity motors
- Wireless remote control operates individual or groups of shades

Operation & Installation Tips

- Skylight with Bliss Automation uses an external battery pack that can be installed on the back of the headrail. Consider adding 48" Extension Cable (Part #62207000) to the order for installation flexibility. The part may be daisy-chained for additional flexibility.
- Shades installed into windows with metal casings may have a reduced radio frequency range, or may not operate at all
- Do not let the antenna on the motor touch any metal objects. This may interfere with signals from the remote control.
- Make sure to leave the top of the headrail open (motor exposed), do not cover; especially with metal materials. This could result in a reduced radio frequency range for the remote control or the shade may not operate at all.
- Motorized Skylights will NOT operate properly if installed in a completely horizontal application. The minimum recommended slope is 5%.

FINISHED DIMENSIONS

Adjustments are taken from ordered dimensions.

Inside (IB) Mount	
Headrail unit	– 3/16"
Shade height	ordered height
Fabric width	– 1-1/4"

HEADRAIL & BOTTOMRAIL DIMENSIONS

Depth of Rail	2"
Depth of Rail & Bracket	2-1/4"
Depth of Rail, Side Tracks & Bracket	2-1/2"
Height of Rail	1-1/2"

NOTE: Skylight is **not available** with 2" Hybrid Pleat or 1-1/4" Fabrics

NOT AVAILABLE with PowerWand.

MOUNTING REQUIREMENTS

Bliss Automation

External Battery - Mounted away from the Headrail

Inside (IB) Mounts	
Minimum mounting depth, IB	2-1/2"

External Battery - Mounted to the back of the Headrail

Inside (IB) Mounts	
Minimum mounting depth, IB	3-1/2"

NOTE:
The dimensions of the external battery add an extra 1" to the mounting depth requirements if it is mounted to the back of the headrail.

SPECIALTY SIZE STANDARDS & MEASURING INFORMATION

NOTE: Use metal tape measure for all measurements. Measures to 1/8 inch.

ARCHES

Refer to "Extra Charge Options" for Surcharge and Price Information

INSIDE MOUNT
Locate shape below.
Width: Measure exact width(s)
Height: Measure exact height(s)

OUTSIDE MOUNT
Locate shape below.
Width: Measure desired width(s)
Height: Measure desired height(s)

FAN-FOLD ARCHES

NON-MOVABLE ARCH (PERFECT ARCH = EXACT 1/2 CIRCLE, TEMPLATE REQUIRED)

FAN-FOLD STATIONARY PERFECT ARCH

Must be perfect arch.

Come standard with arch disc

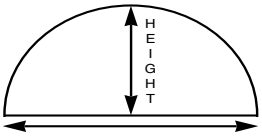

SIZE STANDARDS	SoftStyle	SoftStyle
	Large Semi-Opaque	Double Cell - Semi-Opaque & All Blackout
Min. Width	12"	12"
Max. Width	72"	60
Min. Height	6"	6"
Max. Height	36"	30

Not available with Beginnings Double Cell, 1-1/4" Pleat or 2" Hybrid Pleat

Note: Straight Side Arch is Not Available with Fan-Fold Stationary Perfect Arch

MOVABLE ARCH (PERFECT ARCH = EXACT 1/2 CIRCLE, TEMPLATE REQUIRED)

FAN-FOLD OPERABLE PERFECT ARCH

Must be perfect arch. Specify L or R arch orientation when ordering.

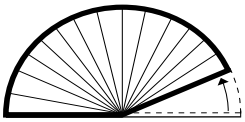

Shown Here – Fan Fold Left

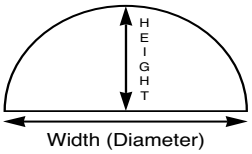

SIZE STANDARDS	SoftStyle	SoftStyle
	Large Semi-Opaque	Double Cell - Semi-Opaque & All Blackout
Min. Width	12"	12"
Max. Width	72"	60
Min. Height	6"	6"
Max. Height	36"	30

Not available with Small Single, Beginnings Double Cell, 1-1/4" Pleat or 2" Hybrid Pleat
Note: Straight Side Arch is Not Available with Fan-Fold Operable Perfect Arch

Note: all fan-fold arches require the use of small, clear clips to be installed around the outer edge, which holds the fabric in place. The fabric must be slid out of the clips before the arch can be operated.

NON-MOVABLE ELLIPTICAL ARCH (TEMPLATE REQUIRED)

FAN-FOLD STATIONARY ELLIPTICAL ARCH

Non-perfect arch.

Come standard with arch disc

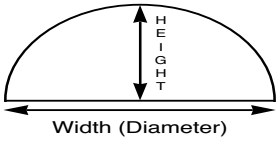

SIZE STANDARDS	SoftStyle	SoftStyle
	Large & Small Semi-Opaque	Double Cell - Semi-Opaque & All Blackout
Min. Width	12"	12"
Max. Width	72"	60"
Min. Height	1/4 width (6" min)	1/4 width (6" min)
Max. Height	1/2 width	1/2 width

Not available with Beginnings Double Cell, 1-1/4" Pleat or 2" Hybrid Pleat

Note: Straight Side Arch is Not Available with Fan-Fold Stationary Elliptical Arch

TOP-DOWN MOVABLE ARCH (TEMPLATE REQUIRED)

TOP-DOWN OPERABLE PERFECT ARCH

Must be perfect arch. (Template required)

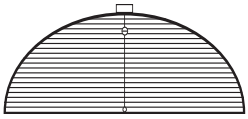

Fabric Pleats Oriented Horizontally.

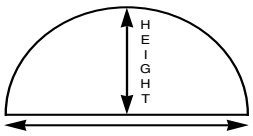

SIZE STANDARDS	SoftStyle	SoftStyle
	Large Semi-Opaque	Double Cell - Semi-Opaque & All Blackout
Min. Width	18"	12"
Max. Width	72"	60"
Min. Height	6"	6"
Max. Height	36"	30

Not available with Small Single, Beginnings Double Cell, 1-1/4" Pleat or 2" Hybrid Pleat

TOP-DOWN OPERABLE ELLIPTICAL ARCH

Non-perfect arch. (Template required)

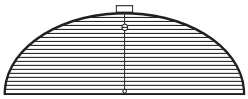

Fabric Pleats Oriented Horizontally.

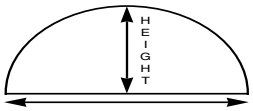

SIZE STANDARDS	SoftStyle	SoftStyle
	Large Semi-Opaque	Double Cell - Semi-Opaque & All Blackout
Min. Width	18"	18"
Max. Width	72"	60
Min. Arch Height	1/4 width	1/4 width
Max. Height	60"	60"

Not available with Small Single, Beginnings Double Cell, 1-1/4" Pleat or 2" Hybrid Pleat

Optional Top-Down Movable Arch Extension Pole
Extends 5' to 10' (Part #400037-0007)

Available as Inside (IB) Mount ONLY

Specify arch trim at order entry:
661 Tiara White
320 Rich Cream

Top-down arches will have a "flared" look to them when lowered. This is a natural characteristic of this product.
Arch trim kit included with Top-Down arches - available in White Tiara (661) & Rich Cream (320) - See the hardware guides for color example.

SPECIALTY SIZE STANDARDS & MEASURING INFORMATION

NOTE: Use metal tape measure for all measurements. Measures to 1/8 inch.

CIRCLES, QUARTER CIRCLES & ANGLE CUTS (TEMPLATE REQUIRED)

Refer to "Extra Charge Options" for Surcharge and Price Information

INSIDE MOUNT
Locate shape of window.
Width: Measure exact width(s)
Height: Measure exact height(s)
Diagonal: Measure height of diagonal(s) (for Angle Cuts)

OUTSIDE MOUNT
Locate shape of window.
Width: Measure desired width(s)
Height: Measure desired height(s)
Diagonal: Measure length of diagonal(s) (for Angle Cuts)

CIRCLES & QUARTER CIRCLE (TEMPLATE REQUIRED)

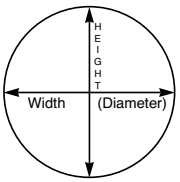

SIZE STANDARDS	
	All Fabrics
Min. Width (diameter)	12"
Max. Width (diameter)	42"
Min. Height	N/A
Max. Height	N/A

Not available with 2" Hybrid Pleat

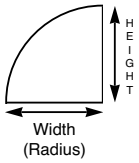

SIZE STANDARDS	
	All Fabrics
Min. Width	12"
Max. Width	42"
Min. Height	N/A
Max. Height	N/A

Not available with 2" Hybrid Pleat

Non-operable ONLY

ANGLE CUTS (TEMPLATE REQUIRED)

ANGLED TOP (TEMPLATE REQUIRED)

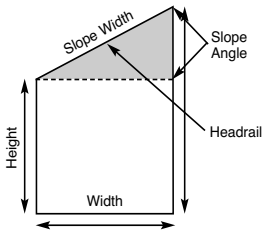

- **Shaded area represents the non-movable area of the shade. The fabric will stack below the dotted line.**
- **Cordlock must always be at the lower end of the headrail**

Operable Angle Top	SoftStyle Semi-Opaque Fabrics	SoftStyle Blackout Fabrics	SoftStyle Double Cell Fabrics
Minimum Height (L/R)	12"	12"	12"
Maximum Height	84"	72"	84"
Maximum Area (sq ft)	60	60	30
MINIMUM SLOPE WIDTH			
0 - 30 Angle	12	12	12
MAXIMUM SLOPE WIDTH			
0 - 30 Angle	60"	60"	60"

Non-Operable Angle Top	SoftStyle Semi-Opaque Fabrics	SoftStyle Blackout Fabrics	SoftStyle Double Cell Fabrics
Minimum Height (L/R)	3"	3"	3"
Maximum Height	84"	72"	84"
Maximum Area (sq ft)	60	60	30
MINIMUM SLOPE WIDTH			
0 - 30 Angle	12	12	12
MAXIMUM SLOPE WIDTH			
0 - 30 Angle	60"	60"	60"

NOTE: Angle Top is **not available** with 2" Hybrid Pleat or 1-1/4" Fabrics

HEXAGON & OCTAGON (TEMPLATE REQUIRED)

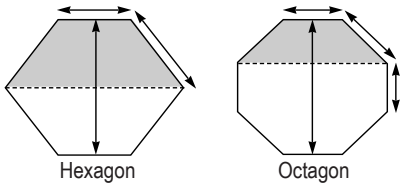

SIZE STANDARDS	
	All Fabrics*
Min. Width	8"
Max. Width	30"
Min. Height	8"
Max. Height	30"

*Not available with 2" Hybrid Pleat

- Minimum width and minimum height – 8″
- Maximum width and maximum height – 30″

Non-operable ONLY

TRAPEZOID (ALL PATTERNS) (TEMPLATE REQUIRED)

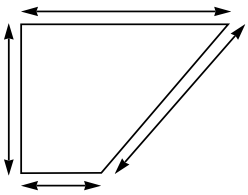

Non-operable ONLY

SIZE STANDARDS	
	All Fabrics*
Min. Width	8"
Max. Width	72"
Min. Height	9"
Max. Height	96"

*Not available with 2" Hybrid Pleat

- Minimum width – 8"
- Maximum width of long rail – 72"
- Maximum reduction for short rail – 9" per side
- Maximum height – 96"
- Maximum area (sq. ft.) – 40

SPECIALTY SIZE STANDARDS & MEASURING INFORMATION

NOTE: Use metal tape measure for all measurements. Measures to 1/8 inch.

ARCHES & QUARTER CIRCLES

FINISHED DIMENSIONS

Adjustments are taken from ordered dimensions.

Inside (IB) Mount	
Rail unit	- 3/16"
Arch height	ordered height
Fabric width	- 3/8"
Outside (OB) Mount	
Rail unit	+ 3/16"
Arch height	ordered height
Fabric width	ordered width

NOTE: Measurements may vary ± 1/8"

MOUNTING REQUIREMENTS

Use a metal tape measure for all measurements.

Inside (IB) Mount	
Minimum mounting depth:	
Standard installation bracket	1-1/4"
Minimum mounting depth, flush mount:	
Standard installation bracket	2-1/4"
Outside (OB) Mount	
Minimum flat vertical surface	1"

CIRCLES

FINISHED DIMENSIONS

Adjustments are taken from ordered dimensions.

Inside (IB) Mount	
Rail unit	- 1/16"
Arch height	- 3/32"
Fabric width	- 3/8"
Outside (OB) Mount	
Rail unit	+ 3/32"
Arch height	+ 1/32"
Fabric width	ordered width

NOTE: Measurements may vary ± 1/8"

MOUNTING REQUIREMENTS

Use a metal tape measure for all measurements.

Inside (IB) Mount	
Minimum mounting depth	1-7/8"
Outside (OB) Mount	
Minimum flat vertical surface	5/8"

ANGLES

FINISHED DIMENSIONS

Finished dimensions vary depending on the degree of the angle.

NOTE: Measurements may vary ± 1/8"

MOUNTING REQUIREMENTS

SAME AS STANDARD CORDLOCK SHADES

SPECIALTY SHAPES

FINISHED DIMENSIONS

Adjustments are taken from ordered dimensions.

Inside (IB) Mount	
Rail unit	- 3/16"
Arch height	ordered height
Fabric width	- 3/8"
Outside (OB) Mount	
Rail unit	+ 3/16"
Arch height	ordered height
Fabric width	ordered width

NOTE: Measurements may vary ± 1/8"

MOUNTING REQUIREMENTS

SAME AS ARCHES & QUARTER CIRCLES

CELLULAR SIZE STANDARDS SUMMARY BY CONFIGURATION & FABRIC

	CELLULAR			2" HYBRID PLEAT	1-1/4"	
	All Semi-Opaque Fabrics	**Subdue** Blackout **(S61)**	**All other** Blackout Fabrics	All Fabrics	Semi-Opaque	Blackout
Standard Cordlock						
Min Width (net) *	8"	8"	8"	N/A		
Max Width	72"	72"	72"			
Max Width - End Mount	36"	36"	36"			
Min Height	12"	12"	12"			
Max Height	120"	120"	120"			
Max Area (Sq/Ft)	50	40	60			
Standard Cordlock - Top-Down						
Min Width (net) *	10"	10"	10"	N/A		
Max Width	60"	60"	60"			
Max Width - End Mount	36"	36"	36"			
Min Height	12"	12"	12"			
Max Height	96"	96"	96"			
Max Area (Sq/Ft)	50	40	60			
Standard Cordlock - Top-Down/ Bottom-Up						
Min Width (net) *	10"	10"	10"	N/A		
Max Width	60"	60"	60"			
Max Width - End Mount	36"	36"	36"			
Min Height	12"	12"	12"			
Max Height	96"	96"	96"			
Max Area (Sq/Ft)	50	40	60			
Standard Cordlock - Two-On-One Headrail						
Min Width (per panel) (net) *	8"	8"	8"	N/A		
Min Width (overall)	16"	16"	16"			
Max Width (per panel)	72"	72"	72"			
Max Width (overall)	120"	120"	120"			
Max Width - End Mount	36"	36"	36"			
Min Height	12"	12"	12"			
Max Height	120"	120"	120"			
Max Area (Sq/Ft)	50	40	60			
Continuous Cord Loop						
Min Width (net)	18"	18"	18"	18"	N/A	
Max Width	120"	120"	120"	120"		
Max Width – End Mount	48"	48"	48"	42"		
Min Height	12"	12"	12"	12"		
Max Height	120"	120"	120"	120"		
Max Area (Sq/Ft)	100	90	100	60		
Continuous Cord Loop - Top-Down/Bottom-Up						
Min Width (net)	24"	24"	24"	24"	N/A	
Max Width	120"	120"	120"	120"		
Max Width – End Mount	48"	48"	48"	42"		
Min Height	12"	12"	12"	12"		
Max Height	120"	120"	120"	120"		
Max Area (Sq/Ft)	100	90	100	60		
Continuous Cord Loop - Two-On-One Headrail						
Min Width (per panel) (net)	18"	18"	18"	18"	N/A	
Min Width (overall)	36"	36"	36"	36"		
Max Width (per panel)	100"	96"	96"	102"		
Max Width (overall)	120"	120"	120"	120"		
Min Height	12"	12"	12"	12"		
Max Height	120"	120"	120"	120"		
Max Area (Sq/Ft)	83	80	80	60		

CELLULAR SIZE STANDARDS SUMMARY BY CONFIGURATION & FABRIC

	CELLULAR			2" HYBRID PLEAT	1-1/4"	
	All Semi-Opaque Fabrics	**Subdue** Blackout **(S61)**	**All other** Blackout Fabrics	All Fabrics	Semi-Opaque	Blackout
Cordless Lift System						
Min Width (net)	16"	16"	16"	16"	16"	16"
Max Width	120"	84"	96"	120"	120"	120"
Max Width - End Mount	48"	48"	48"	42"	N/A	N/A
Min Height	12"	12"	12"	12"	12"	12"
Max Height	84"	84"	84"	84"	84"	84"
Max Area (Sq/Ft)	70	49	56	60	60	60
Cordless Lift System - Top-Down/ Bottom-Up						
Min Width (net)	16"	16"	16"	16"	18"	18"
Max Width	96"	84"	96"	120"	96"	96"
Max Width - End Mount	48"	48"	48"	42"	N/A	N/A
Min Height	12"	12"	12"	12"	12"	12"
Max Height	84"	84"	84"	84"	84"	84"
Max Area (Sq/Ft)	56	49	56	60	56	56
Cordless Lift - Two-On-One Headrail						
Min Width (per panel) (net)	16"	16"	16"	16"	16"	16"
Min Width (overall)	32"	32"	32"	32"	32"	32"
Max Width (per panel)	100"	84"	96"	100"	96"	96"
Max Width (overall)	120"	120"	120"	120"	120"	120"
Min Height	12"	12"	12"	12"	12"	12"
Max Height	84"	84"	84"	84"	84"	84"
Max Area (per panel) (Sq/Ft)	70	49	56	60	60	60
Cordless Lift - Three-On-One Headrail						
Min Width (per panel) (net)	16"	16"	16"	16"	N/A	
Min Width (overall)	48"	48"	48"	48"		
Max Width (per panel)	120"	84"	96"	120"		
Max Width (overall)	174"	174"	174"	174"		
Min Height	12"	12"	12"	12"		
Max Height	84"	84"	84"	84"		
Max Area (per panel) (Sq/Ft)	70	49	56	60		
Cordless Lift & Lock						
Min Width (net)	10"	10"	10"	10"	N/A	
Max Width	84"	84"	84"	84"		
Max Width - End Mount	48"	48"	48"	48"		
Min Height	12"	12"	12"	12"		
Max Height	84"	84"	84"	84"		
Max Area (Sq/Ft)	49	49	49	49		
Cordless Lift & Lock - Top-Down/ Bottom-Up						
Min Width (net)	16"	16"	16"	16"	N/A	
Max Width	84"	84"	84"	84"		
Max Width - End Mount	48"	48"	48"	42"		
Min Height	12"	12"	12"	12"		
Max Height	84"	84"	84"	84"		
Max Area (Sq/Ft)	49	49	49	49		
Cordless Lift & Lock - Two-On-One Headrail						
Min Width (per panel) (net)	10"	10"	10"	10"	N/A	
Min Width (overall)	20"	20"	20"	20"		
Max Width (per panel)	84"	84"	84"	84"		
Max Width (overall)	168"	168"	168"	168"		
Min Height	12"	12"	12"	12"		
Max Height	84"	84"	84"	84"		
Max Area (per panel) (Sq/Ft)	49	49	49	49		
Cordless Lift & Lock - Three-On-One Headrail						
Min Width (per panel) (net)	10"	10"	10"	10"	N/A	
Min Width (overall)	30"	30"	30"	30"		
Max Width (per panel)	84"	84"	84"	84"		
Max Width (overall)	168"	168"	168"	168"		
Min Height	12"	12"	12"	12"		
Max Height	84"	84"	84"	84"		
Max Area (per panel) (Sq/Ft)	49	49	49	49		

CELLULAR SIZE STANDARDS SUMMARY BY CONFIGURATION & FABRIC

	CELLULAR			2" HYBRID PLEAT	1-1/4"	
	All Semi-Opaque Fabrics	**Subdue** Blackout **(S61)**	**All other** Blackout Fabrics	All Fabrics	Semi-Opaque	Blackout

TriLight Shades - Continuous Cord Loop

Min Width (net)	24"	24"	24"	24"	N/A
Max Width	83" - 96"	83"-96"	83" - 96"	83" - 96"	
Max Width - End Mount	48"	48"	48"	42"	
Min Height	12"	12"	12"	12"	
Max Height	96"	96"	96"	96"	
Max Area (Sq/Ft)	64	50	50	60	

* The cellular fabric (bottom panel) max width can be reduced by the ordered PLE fabric (top panel), if PLE max width < cellular max width.

** Willa Sheer maximum width is 83"

TriLight Shades - Cordless

Min Width (net)	16"	16"	16"	16"	N/A
Max Width	83" - 96"	83"-96"	83" - 96"	83" - 96"	
Max Width - End Mount	48"	48"	48"	42"	
Min Height	12"	12"	12"	12"	
Max Height	84"	84"	84"	84"	
Max Area (Sq/Ft)	56	49	49	60	

* The cellular fabric (bottom panel) max width can be reduced by the ordered PLE fabric (top panel), if PLE max width < cellular max width.

** Willa Sheer maximum width is 83"

TriLight Shades - Cordless Lift & Lock

Min Width (net)	12"	12"	12"	12"	N/A
Max Width	84"	84"	84"	84"	
Max Width - End Mount	48"	48"	48"	42"	
Min Height	12"	12"	12"	12"	
Max Height	84"	84"	84"	84"	
Max Area (Sq/Ft)	49	49	49	49	

* The cellular fabric (bottom panel) max width can be reduced by the ordered PLE fabric (top panel), if PLE max width < cellular max width.

** Willa Sheer maximum width is 83"

Vertical Application

Min Width	12"	12"	12"	12"	N/A
Max Width **Side & Center Stack**	168"	168"	168"	168"	
Max Width **Split Stack**	190"	144"	190"	190"	
Min Height	24"	24"	24"	24"	
Max Height	120"	120"	120"	120"	
Max Area **Side & Center Stack**	120	120	100	100	
Max Area **Split Stack**	140	120	140	120	

CELLULAR SIZE STANDARDS SUMMARY BY CONFIGURATION & FABRIC

	CELLULAR			2" HYBRID PLEAT	1-1/4"	
	Large & Small Semi-Opaque	Large & Small Blackout	Double Cell - Semi-Opaque & Blackout	All Fabrics	Semi-Opaque	Blackout
Classic Skylight						
Min Width	18"	18"	18"	N/A		
Max Width	60"	60"	60"			
Min Height	12"	12"	12"			
Max Height	72"	72"	72"			
Max Area (Sq/Ft)	25	25	25			
Classic Skylight – Side Stack						
Min Width	12"	12"	12"	N/A		
Max Width	72"	72"	72"			
Min Height	18"	18"	18"			
Max Height	60"	60"	60"			
Max Area (Sq/Ft)	25	25	25			
Skylight with Bliss or Simplicity Automation						
Min Width	18"	18"	18"	N/A		
Max Width	48"	48"	48"			
Min Height	12"	12"	12"			
Max Height	72"	72"	72"			
Max Area (Sq/Ft)	N/A	N/A	N/A			
Non-Movable Perfect Arch (Fan-Fold)						
Min Width	12"	12"	12"	N/A		
Max Width	72"	60"	60"			
Min Height	6"	6"	6"			
Max Height	36"	30	30			
*Beginnings Double Cell N/A						
Movable Perfect Arch (Fan-Fold)						
Min Width	12"	12"	12"	N/A		
Max Width	72"	60"	60"			
Min Height	6"	6"	6"			
Max Height	36"	30	30			
*Small Single and Beginnings Double Cell N/A						
Non-Movable Elliptical Arch (Fan-Fold)						
Min Width	12"	12"	12"	N/A		
Max Width	72"	60"	60"			
Min Height	1/4 width (6" minimum)					
Max Height	1/2 width					
*Beginnings Double Cell N/A						
Top-Down Movable Perfect Arch						
Min Width	18"	18"	18"	N/A		
Max Width	72"	60"	60"			
Min Height	6"	6"	6"			
Max Height	36"	30	30			
*Small Single and Beginnings Double Cell N/A						
Top-Down Movable Elliptical Arch						
Min Width	18"	18"	18"	N/A		
Max Width	72"	60"	60"			
Min Height	1/4 width	1/4 width	1/4 width			
Max Height	60"	60"	60"			

If width more than 66", Max Length 60", Width more than 72", max Length 48", MAX Height - 60" FOR ALL FABRICS

*Small Single and Beginnings Double Cell N/A