

// Retail Price List & Product Info Guide



ALTA
WINDOW FASHIONS

design simplified

VERTICAL SHADINGS

Pricing effective August 1, 2022 and supersedes all previous pricing.
Subject to change by Alta Window Fashions.

SUMMARY OF REVISIONS

TABLE OF CONTENTS

Product Overview

- Features and Benefits 2
- Style Information 3
- Color Charts 3

Pricing Groups

- Pricing Group 1 Translucent, Options, Minimum, Maximum 4
- Pricing Group 2 Light Dimming, Options, Minimum, Maximum 5

Product Specifications

- Configuration Specifications 6
- Stacking Chart 7-8

Product Components Guide – product components pages are now featured in a separate guide for quick reference. [Click here to view or go to pricing.altawindowfashions.com/books/msgp](#) in your browser.

Oversize Common Carrier Delivery

All orders with any quantity of shades or blinds or any continuous valance 90" or more in width/height are considered oversize. Therefore, a net shipping charge per oversized unit will be assessed.

Oversized orders that require expedited shipping will be quoted and charged accordingly.

Please see General Information for additional freight and shipping charge information.

FEATURES & BENEFITS



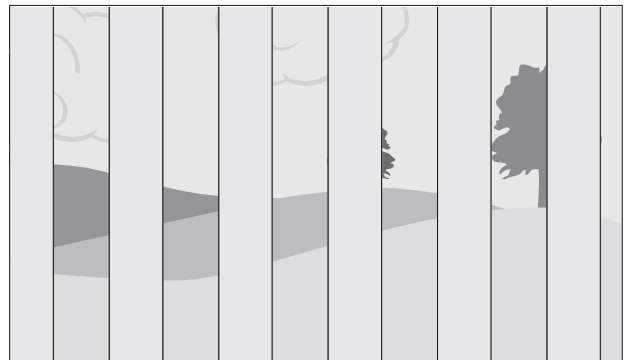
- Light-dimming and translucent fabrics beautifully complement our Window Shadings, offering a coordinated look in the same room
- Ideal for covering large window expanses and sliding glass doors up to 192" wide and 120" in height
- Control options include a combination wand/cord or moving wand for operating convenience
- Limited Lifetime Warranty on both programs ensures customer satisfaction

STYLE INFORMATION AND COLOR CHART


Style Name	Price Group	Color Name	Color #
Township Translucent	1	Light White	TSLF-6780
	1	Daylight	TSLF-6781
	1	Morning White	TSLF-6782
	1	Linen Cloth	TSLF-6783
	1	Serenity	TSLF-6784
	1	Summer Clouds	TSLF-6785
Township Light Dimming	2	Light White	TSRD-6780
	2	Daylight	TSRD-6781
	2	Morning White	TSRD-6782
	2	Linen Cloth	TSRD-6783
	2	Serenity	TSRD-6784
	2	Summer Clouds	TSRD-6785




Unobstructed view when sheers are stacked back.



Partially private view when vanes are slightly rotated.



Soft, diffused light when sheers are drawn closed and vanes are opened.



Increased privacy when vanes are closed.

Township – Translucent

- Daylight, TSLF-6781
- Light White, TSLF-6780
- Linen Cloth, TSLF-6783
- Morning White, TSLF-6782
- Serenity, TSLF-6784
- Summer Clouds, TSLF-6785

**Group 1
Translucent (TSLF)**

WIDTH TO:	24"	36"	48"	54"	60"	66"	72"	78"	84"	90"	96"	108"	120"	132"	144"	156"	174"	192"
HEIGHT TO:																		
48"	\$861	1068	1247	1335	1434	1559	1655	1743	1850	1983	2097	2265	2709	2989	3204	3398	3705	4015
60"	947	1185	1409	1516	1639	1786	1893	1997	2123	2274	2415	2612	3070	3378	3602	3822	4157	4491
72"	1037	1335	1623	1752	1893	2064	2193	2328	2469	2645	2802	3227	3747	4118	4404	4695	5108	5549
84"	1108	1452	1806	1951	2107	2301	2441	2591	2752	2936	3113	3378	3915	4300	4587	4888	5329	5780
96"	1198	1566	1903	2064	2230	2424	2585	2752	2910	3123	3306	3661	4225	4641	4958	5289	5773	6265
108"	1428	1872	2311	2522	2769	3032	3247	3457	3671	3915	4150	4501	5049	5467	5791	6118	6613	7118
120"	1602	2107	2619	2865	3184	3505	3741	3995	4243	4528	4774	5200	5702	6118	6443	6770	7256	7749

Note: The color is carried by the sheer fabric. The vanes are always white.

SIZE STANDARDS – COMBINATION WAND/CORD	
Minimum Width	12"
Maximum Width	192"
Minimum Height	24"
Maximum Height	120"

SIZE STANDARDS – OPTIONAL MOVING WAND	
Minimum Width	12"
Maximum Width	144"
Minimum Height	24"
Maximum Height	100"

OPTIONS: SPECIFY ON ORDER

- **Optional Moving Wand**
Note: Moving wand only available with outside mount, side stack.

Moving Wand Drops	
Ordered Height	Wand
24" to 48"	23"
48-1/8" to 84"	30"
84-1/8" to 100"	40"

- **Mounting** – Inside (IB) or Outside (OB)
Important: Vertical Shadings are not recommended as inside (IB) mounts due to light gaps that occur on the sides of the sheer when vanes are closed.

- **Standard Wand/Cord Drops**

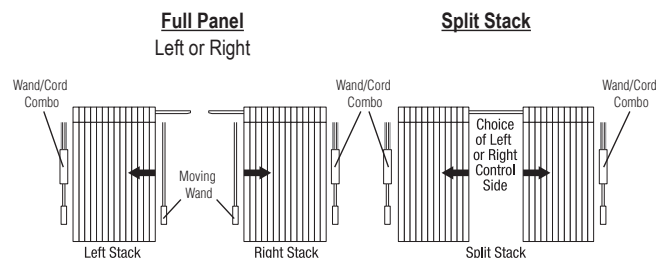
Wand/Cord Drops	
Ordered Height	Standard Wand/Cord Drop
24" to 40"	21-1/4"
40-1/8" to 60"	33-1/4"
60-1/8" to 85"	45-1/4"
85-1/8" to 95"	57-1/4"
95-1/8" to 105"	69-1/4"
105-1/8" to 120"	75-1/4"

NOTES:

Wand/cord drop is measured from top of fabric. to bottom of wand.

Optional wand/cord drops may be specified in any of the standard drop lengths

- **Stacking Position** – left, right or split
Stack Options:



Split stack add \$345 per vertical shadings

- **Control Positions** – left or right
- **The Moving Wand** control is located on the side opposite of where the fabric stacks
- **Operation** – Pulling the wand moves the sheers back and forth across the window, and tilting the wand opens and closes the vanes

Township – Light Dimming

- Daylight, TSRD-6781
- Light White, TSRD-6780
- Linen Cloth, TSRD-6783
- Morning White, TSRD-6782
- Serenity, TSRD-6784
- Summer Clouds, TSRD-6785

**Group 2
Light Dimming (TSRD)**

WIDTH TO:	24"	36"	48"	54"	60"	66"	72"	78"	84"	90"	96"	108"	120"	132"	144"	156"	174"	192"
HEIGHT TO:																		
48"	1027	1278	1498	1602	1720	1872	1983	2086	2214	2371	2522	2715	3247	3592	3836	4079	4450	4818
60"	1145	1428	1692	1827	1967	2150	2274	2408	2552	2726	2902	3133	3688	4050	4317	4587	4989	5393
72"	1241	1613	1951	2097	2274	2469	2639	2789	2963	3174	3360	3876	4501	4952	5279	5631	6135	6666
84"	1328	1743	2161	2334	2528	2758	2930	3113	3300	3527	3741	4050	4695	5157	5506	5871	6399	6937
96"	1434	1887	2282	2469	2671	2910	3103	3300	3495	3747	3972	4394	5075	5569	5948	6349	6931	7522
108"	1708	2247	2769	3026	3327	3646	3891	4157	4404	4704	4978	5393	6055	6550	6947	7340	7940	8539
120"	1923	2528	3140	3431	3822	4200	4491	4794	5099	5436	5737	6242	6850	7340	7736	8124	8706	9297

Note: The color is carried by the sheer fabric. The vanes are always white.

SIZE STANDARDS – COMBINATION WAND/CORD	
Minimum Width	12"
Maximum Width	192"
Minimum Height	24"
Maximum Height	120"

SIZE STANDARDS – OPTIONAL MOVING WAND	
Minimum Width	12"
Maximum Width	144"
Minimum Height	24"
Maximum Height	100"

OPTIONS: SPECIFY ON ORDER

• **Optional Moving Wand**

Note: Moving wand only available with outside mount, side stack.

Moving Wand Drops	
Ordered Height	Wand
24" to 48"	23"
48-1/8" to 84"	30"
84-1/8" to 100"	40"

• **Mounting** – Inside (IB) or Outside (OB)

Important: Vertical Shadings are not recommended as inside (IB) mounts due to light gaps that occur on the sides of the sheer when vanes are closed.

• **Standard Wand/Cord Drops**

Wand/Cord Drops	
Ordered Height	Standard Wand/Cord Drop
24" to 40"	21-1/4"
40-1/8" to 60"	33-1/4"
60-1/8" to 85"	45-1/4"
85-1/8" to 95"	57-1/4"
95-1/8" to 105"	69-1/4"
105-1/8" to 120"	75-1/4"

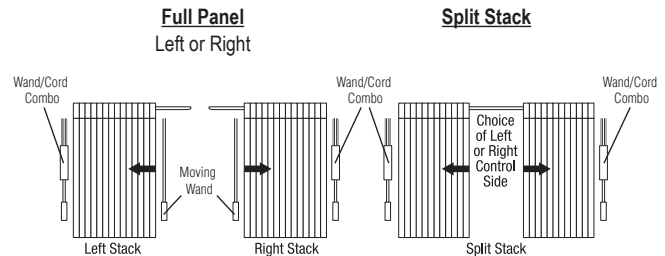
NOTES:

Wand/cord drop is measured from top of fabric, to bottom of wand.

Optional wand/cord drops may be specified in any of the standard drop lengths

• **Stacking Position** – left, right or split

Stack Options:



Split stack add \$345 per vertical shadings

• **Control Positions** – left or right

• **The Moving Wand control** is located on the side opposite of where the fabric stacks

• **Operation** – Pulling the wand moves the sheers back and forth across the window, and tilting the wand opens and closes the vanes

PRODUCT CONFIGURATION SPECIFICATIONS

TENTING

- When sheers are stacked, it is normal for them to flare out or “tent” at the bottom, or to stack irregularly due to the heavier fabric.
- To minimize tenting, the consumer can simply close the sheer less tightly.

INSIDE MOUNT	
Minimum casement depth:	1"
Minimum casement depth, fully recessed	6-1/4"

OUTSIDE MOUNT	
Minimum mounting surface height, standard bracket	1-1/8"
Minimum mounting surface height, extension bracket	1-3/8"
Recommended top overlap	5"
Recommended minimum overlap per side (and bottom overlap when product does not hang to the floor)	5"
Recommended bottom clearance, when the vertical sheer hangs to the floor (deduct before ordering)	1/2"

SIDE MOUNT	
Not available with side mount	

Important: Vertical Shadings are not recommended as inside (IB) mounts due to light gaps that occur on the sides of the sheer when vanes are closed.

Note: Moving wand **only** available with outside mount, side stack.

NOTE: WIDTH AND HEIGHT MAY VARY ± 1/8"	
INSIDE MOUNT – Finished Dimensions (allowances taken from ordered dimensions)	
Fabric Width	-1/4"
Headrail width - Side stack	-1 1/2"
Headrail width - Split stack	-1 1/4"
Fabric height overall	-3/4"
Top clearance	-1/4"
Bottom clearance	-1/2"

OUTSIDE MOUNT – Finished Dimensions (allowances taken from ordered dimensions)	
Fabric Width	Ordered width
Headrail width - Side stack	-1 1/4"
Headrail width - Split stack	-1"
Fabric height overall (for top clearance)	-1/4"

Fabric Header (height)	5 1/4"
------------------------	--------

STACKBACK CHART – OUTSIDE (OB) MOUNT

Fabric Stackback – "Stackback" is the width of the fabric panel when the sheer is fully drawn. This is an important dimension to consider when the customer wants an outside-mounted sheer to completely uncover the window or door opening (see below).

Using the Stackback Chart – Determine the desired uncovered width when the sheer is fully drawn. Locate that width on the Stackback chart. Move across the row to find the correct ordered width. The Stackback dimension is shown in the column between the ordered width and uncovered width.

Side Stack – 3 1/2" Vanes

Uncovered Width Up	Stackback Up To	Ordered Width
4 3/4"	8"	12 3/4"
7 1/8"	8 1/2"	15 5/8"
9 1/2"	9"	18 1/2"
11 7/8"	9 1/2"	21 3/8"
14 1/4"	10"	24 1/4"
16 5/8"	10 1/2"	27 1/8"
19"	11"	30"
21 3/8"	11 1/2"	32 7/8"
23 3/4"	12"	35 3/4"
26 1/8"	12 1/2"	38 5/8"
28 1/2"	13"	41 1/2"
30 7/8"	13 1/2"	44 3/8"
33 1/8"	14"	47 1/8"
35 1/2"	14 1/2"	50"
37 7/8"	15"	52 7/8"
40 1/4"	15 1/2"	55 3/4"
42 5/8"	16"	58 5/8"
45"	16 1/2"	61 1/2"
47 3/8"	17"	64 3/8"
49 3/4"	17 1/2"	67 1/4"
52 1/8"	18"	70 1/8"
54 1/2"	18 1/2"	73"
56 7/8"	19"	75 7/8"
59 1/4"	19 1/2"	78 3/4"
61 1/2"	20"	81 1/2"
63 7/8"	20 1/2"	84 3/8"
66 1/4"	21"	87 1/4"
68 5/8"	21 1/2"	90 1/8"
71"	22"	93"
73 3/8"	22 1/2"	95 7/8"
75 3/4"	23"	98 3/4"
78 1/8"	23 1/2"	101 5/8"
80 1/2"	24"	104 1/2"
82 7/8"	24 1/2"	107 3/8"
85 1/4"	25"	110 1/4"
87 5/8"	25 1/2"	113 1/8"

Uncovered Width Up	Stackback Up To	Ordered Width
90"	26"	116"
92 1/4"	26 1/2"	118 3/4"
94 5/8"	27"	121 5/8"
97"	27 1/2"	124 1/2"
99 3/8"	28"	127 3/8"
101 3/4"	28 1/2"	130 1/4"
104 1/8"	29"	133 1/8"
106 1/2"	29 1/2"	136"
108 7/8"	30"	138 7/8"
111 1/4"	30 1/2"	141 3/4"
113 5/8"	31"	144 5/8"
116"	31 1/2"	147 1/2"
118 3/8"	32"	150 3/8"
120 5/8"	32 1/2"	153 1/8"
123"	33"	156"
125 3/8"	33 1/2"	158 7/8"
127 3/4"	34"	161 3/4"
130 1/8"	34 1/2"	164 5/8"
132 1/2"	35"	167 1/2"
134 7/8"	35 1/2"	170 3/8"
137 1/4"	36"	173 1/4"
139 5/8"	36 1/2"	176 1/8"
142"	37"	179"
144 3/8"	37 1/2"	181 7/8"
146 3/4"	38"	184 3/4"
149 1/8"	38 1/2"	187 5/8"
151 3/8"	39"	190 3/8"
152 1/2"	39 1/2"	192"

Notes:

- The maximum uncovered width of side stack sheers is 152 1/2".
- Include in your uncovered width measurement the desired amount of fabric overlap on the side opposite the fabric stack.

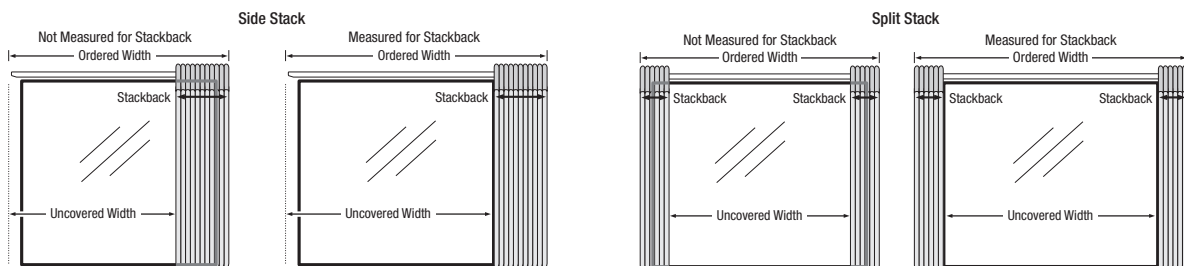
Split Stack – 3 1/2" Vanes

Uncovered Width Up	Stackback Up To	Ordered Width
6 1/8"	5 1/8" (x 2)	16 3/8"
10 7/8"	5 5/8" (x 2)	22 1/8"
15 5/8"	6 1/8" (x 2)	27 7/8"
20 3/8"	6 5/8" (x 2)	33 5/8"
25 1/8"	7 1/8" (x 2)	39 3/8"
29 3/4"	7 5/8" (x 2)	45"
34 1/2"	8 1/8" (x 2)	50 3/4"
39 1/4"	8 5/8" (x 2)	56 1/2"
44"	9 1/8" (x 2)	62 1/4"
48 3/4"	9 5/8" (x 2)	68"
53 1/2"	10 1/8" (x 2)	73 3/4"
58 1/4"	10 5/8" (x 2)	79 1/2"
62 7/8"	11 1/8" (x 2)	85 1/8"
67 5/8"	11 5/8" (x 2)	90 7/8"
72 3/8"	12 1/8" (x 2)	96 5/8"
77 1/8"	12 5/8" (x 2)	102 3/8"
81 7/8"	13 1/8" (x 2)	108 1/8"
86 5/8"	13 5/8" (x 2)	113 7/8"
91 1/4"	14 1/8" (x 2)	119 1/2"
96"	14 5/8" (x 2)	125 1/4"
100 3/4"	15 1/8" (x 2)	131"
105 1/2"	15 5/8" (x 2)	136 3/4"
110 1/4"	16 1/8" (x 2)	142 1/2"
115"	16 5/8" (x 2)	148 1/4"
119 5/8"	17 1/8" (x 2)	153 7/8"
124 3/8"	17 5/8" (x 2)	159 5/8"
129 1/8"	18 1/8" (x 2)	165 3/8"
133 7/8"	18 5/8" (x 2)	171 1/8"
138 5/8"	19 1/8" (x 2)	176 7/8"
143 3/8"	19 5/8" (x 2)	182 5/8"
148"	20 1/8" (x 2)	188 1/4"
150 3/4"	20 5/8" (x 2)	192"

Notes:

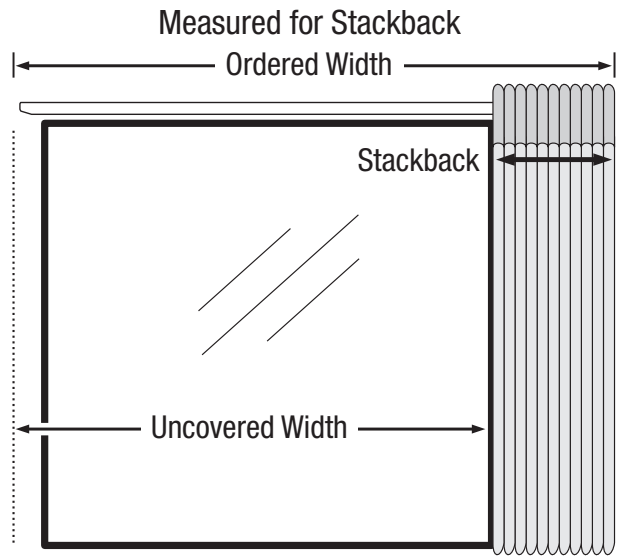
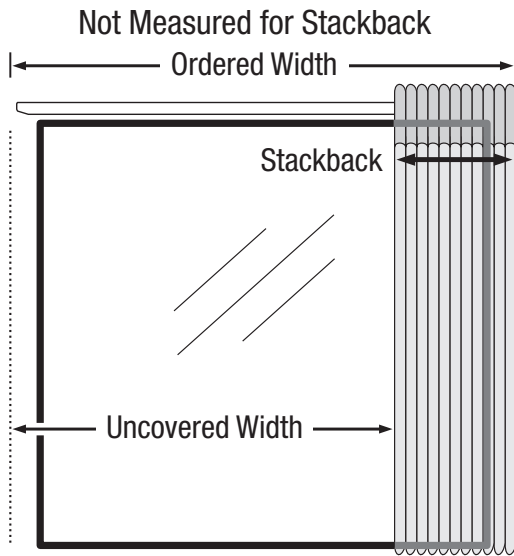
- The maximum uncovered width of split stack sheers is 150 3/4".
- Traveling Wand™ system is not available in a split stack configuration.

NOTE: • The above stackback charts account for typical stacking. As with any textile product, some variation is typical.



STACKBACK

Side Stack



Split Stack

