

// Retail Price List & Product Info Guide



ALTA
WINDOW FASHIONS
design simplified

ROLLER

PANEL TRACK

Pricing effective July 22, 2024 and supersedes all previous pricing.
Subject to change by Alta Window Fashions.

[Table of Contents](#)

[General Info & Ordering](#)

[Dealer Resource Center](#)

[Installation & Programming](#)

[Color Swatches](#)

[Fabric Drops](#)

SUMMARY OF REVISIONS

TABLE OF CONTENTS

Product Overview

- Collection Information (includes Opacity).....2-5
- Color Chart (Includes Phifer Binder Collections).....6-10

Pricing Information

- Price Grids11-20
- Surcharges: Cornice, Keystone and Cornice Return only20

Product Specifications

- Options and Features21
- Bottom Rail Options.....21
- Cornice Options.....21-22
- Finished Dimensions23
- Controls & Configuration Options (including ordering notes, stacking & size ranges)24-25
- Headrail Splicing, Stacking Calculations and Panel Track Component Diagram.....26-27

- How to Measure28

Fabric Drops

SCREEN COLLECTION INFORMATION

Fabric Drops

Collection Code	Collection Name	Price Group	Roll Width	Composition	Opacity	Railroad Option	Splice/ Seam	Bottom Rail Omni Heat Sealed Aluminum	Panel Track
R80	1% E Screen	5	122"	36% Fiberglass, 64% Vinyl	1% Openness	Yes	Yes	All	Yes
AS010	1% EnduroScreen	4	98"	25% Fiberglass, 75% PVC	1% Openness	Yes	Yes	All	Yes
AS013	1% Environs Screen	4	118"	100% TPO -thermoplastic	1% Openness	Yes	No	Omni Only	Yes
RS23	1% Nordic Screen Plus	3	118"	70% PVC, 30% Polyester	1% Openness	Yes	Yes	All	Yes
RS7	1% S Screen	6	122"	33% Fiberglass 59.6% Vinyl, 6.8% Polyester	1% Openness	No	No	All	Yes
R01	1% Sheerweave 2500	6	126"	37% Fiberglass, 63% Vinyl on Fiberglass	1% Openness	Yes	Yes	All	Yes
RS21	1% Sheerweave 2701	6	126"	36% Fiberglass, 64% Vinyl on Fiberglass	1% Openness	Yes	Yes	All	Yes
P4001	1% Sheerweave 4001	6	126"	25% Polyester, 75% Vinyl on Polyester	1% Openness	Yes	Yes	All	Yes
P4901	1% Sheerweave 4901	5	98"	17% Polyester, 83% Vinyl on Polyester	1% Openness	Yes	Yes	All	Yes
P5001	1% Sheerweave 5000	5	98"	40% Polyester, 60% Vinyl on Polyester	1% Openness	Yes	Yes	All	Yes
R19	10% E Screen	3	122"	36% Fiberglass, 64% Vinyl	10% Openness	Yes	Yes	All	Yes
P2360	10% Sheerweave 2360	5	126"	35% Fiberglass, 65% Vinyl on Fiberglass	10% Openness	Yes	Yes	All	Yes
P4100	10% Sheerweave 4100	3	98"	25% Polyester, 75% Vinyl on Polyester	10% Openness	Yes	Yes	All	Yes
R26	10% Sheerweave 5000	5	98"	28% Polyester, 72% Vinyl on Polyester	10% Openness	Yes	Yes	All	Yes
AS028	3% Bamboo	6	118"	70% PVC, 30% Polyester	3% Openness	No	No	All	Yes
AS024	3% Bellflower	5	118"	70% PVC, 30% Polyester	3% Openness	No	No	All	Yes
AS026	3% Delhi	5	118"	70% PVC, 30% Polyester	3% Openness	No	No	All	Yes
R81	3% E Screen	5	122"	36% Fiberglass, 64% Vinyl	3% Openness	No	No	All	Yes
AS008	3% Ecoscape Screen	4	118"	18% Polyester, 25% Recycle Polyester, 57% PVC	3% Openness	No	No	All	Yes
AS011	3% EnduroScreen	4	98"	25% Fiberglass, 75% PVC	3% Openness	Yes	Yes	All	Yes
AS014	3% Environs Screen	4	118"	100% TPO -thermoplastic	3% Openness	Yes	No	Omni Only	Yes
AS027	3% Lady Amherst	6	118"	70% PVC, 30% Polyester	3% Openness	No	No	All	Yes
RS24	3% Nordic Screen Plus	2	118"	70% PVC, 30% Polyester	3% Openness	Yes	Yes	All	Yes
R06	3% Sheerweave 2410	5	126"	36% Fiberglass, 64% Vinyl on Fiberglass	3% Openness	Yes	Yes	All	Yes
P2703	3% Sheerweave 2703	5	126"	36% Fiberglass, 64% Vinyl on Fiberglass	3% Openness	Yes	Yes	All	Yes
RS2	3% Sheerweave 4400	5	126"	25% Polyester, 75% Vinyl on Polyester	3% Openness	Yes	Yes	All	Yes
P4600	3% Sheerweave 4600	5	98"	17% Polyester, 83% Vinyl on Polyester	3% Openness	Yes	Yes	All	Yes
P4903	3% Sheerweave 4903	5	98"	17% Polyester, 83% Vinyl on Polyester	3% Openness	Yes	Yes	All	Yes
R07	3% Sheerweave 5000	5	98"	49% Polyester, 51% Vinyl on Polyester	3% Openness	Yes	Yes	All	Yes
AS029	3% Sovereign	6	118"	70% PVC, 30% Polyester	3% Openness	No	No	All	Yes
AS006	3% Tweed Screen	3	118"	30% Polyester, 70%PVC	3% Openness	Yes	Yes	All	Yes
RS15	4% S Screen	6	122"	33.6% Fiberglass, 59.6% Vinyl, 6.8% Polyester	4% Openness	No	No	All	Yes
R51	5% E Screen	5	122"	36% Fiberglass, 64% Vinyl	5% Openness	Yes	Yes	All	Yes
AS009	5% Ecoscape Screen	3	118"	18% Polyester, 25% Recycle polyester, 57% PVC	5% Openness	No	No	All	Yes
AS012	5% EnduroScreen	3	98"	25% Fiberglass, 75% PVC	5% Openness	Yes	Yes	All	Yes
AS015	5% Environs Screen	3	118"	18% Polyester, 25% Recycle polyester, 57% PVC	5% Openness	Yes	No	Omni Only	Yes
R61	5% M Screen Deco	5	98"	36% Fiberglass, 64% Vinyl	5% Openness	Yes	Yes	All	Yes
RS25	5% Nordic Screen Plus	1	118"	70% PVC, 30% Polyester	5% Openness	Yes	Yes	All	Yes
P2000	5% Sheerweave 2000	5	126"	37% Fiberglass, 63% Vinyl on Fiberglass	5% Openness	Yes	Yes	All	Yes
RS1	5% Sheerweave 2390	5	126"	35% Fiberglass, 65% Vinyl on Fiberglass	5% Openness	Yes	Yes	All	Yes
P2705	5% Sheerweave 2705	5	98"	36% Fiberglass, 64% Vinyl on Fiberglass	5% Openness	Yes	Yes	All	Yes
R09	5% Sheerweave 4000	5	126"	25% Polyester, 75% Vinyl on Polyester	5% Openness	Yes	Yes	All	Yes
P4500	5% Sheerweave 4500	5	126"	17% Polyester, 83% Vinyl on Polyester	5% Openness	Yes	Yes	All	Yes
R10	5% Sheerweave 5000	5	98"	28% Polyester, 72% Vinyl on Polyester	5% Openness	Yes	Yes	All	Yes
AS007	5% Spectra Screen	3	118"	30% Polyester, 70%PVC	5% Openness	Yes	Yes	All	Yes
AS005	5% Willow Screen	3	118"	30% Polyester, 70%PVC	5% Openness	Yes	Yes	All	Yes
R34	7% Sheerweave 5000	5	98"	Varies	7% Openness	Yes	Yes	All	Yes

FABRIC COLLECTION INFORMATION

Fabric Drops

Collection Code	Collection Name	Price Group	Roll Width	Composition	Opacity	Railroad Option	Splice/ Seam	Bottom Rail Styles Omni/Heat Sealed	Panel Track
AF034	Adelaide	6	118"	100% Polyester	Semi-Sheer	No	No	All	Yes
AB034	Adelaide Blackout	7	114"	100% Polyester	Blackout	No	No	All	Yes
AF016	Aegean	8	78 3/4"	100% Polyester	Light Filtering	No	No	All	Yes
AF030	Alpine	5	118"	100% Polyester	Light Filtering	Yes	Yes	All	Yes
AB030	Alpine Blackout	6	118"	100% Polyester	Blackout	Yes	Yes	All	Yes
AF020	Aqua-Tex	5	118"	50% PES/50% ReOcPlastic	Semi-Sheer	No	No	All	Yes
AB020	Aqua-Tex Blackout	6	114"	50% PES/50% ReOcPlastic	Blackout	No	No	All	Yes
AF035	Arches	3	118"	100% Polyester	Light Filtering	No	No	All	Yes
AB035	Arches Blackout	4	118"	100% Polyester	Blackout	No	No	All	Yes
AB022	Aries Blackout	8	118"	100% Polyester	Blackout	No	No	All	Yes
AF019	Baltic	2	110"	100% Polyester	Light Filtering	No	No	All	Yes
AB019	Baltic Blackout	3	110"	100% Polyester	Blackout	No	No	All	Yes
AF028	Bamboo	6	118"	100% Polyester	Light Filtering	No	No	All	Yes
AB028	Bamboo Blackout	7	118"	100% Polyester	Blackout	No	No	All	Yes
AF024	Bellflower	5	118"	100% Polyester	Light Filtering	No	No	All	Yes
AB024	Bellflower Blackout	6	118"	100% Polyester	Blackout	No	No	All	Yes
R40	Blackout - Solid	1	72"	73% PVC, 27% Woven Fiberglass	Vinyl	Yes	Yes	All	Yes
AF031	Bonn	6	98"	100% Polyester	Light Filtering	Yes	Yes	All	Yes
RD8	Brilliance	6	118"	100% Polyester	Semi-Sheer	No	No	All	Yes
RB6	Brilliance Blackout	6	118"	100% Polyester	Blackout	No	No	All	Yes
RD6	Carrara	2	110"	100% Polyester with Acrylic Coating	Light Filtering	No	No	All	Yes
RB16	Chesapeake Blackout	4	94"	100% Polyester	Blackout	No	Yes	All	Yes
RD7	Claudio	5	110"	90% Polyester, 10% Cationic Polyester	Semi-Sheer	No	No	All	Yes
RB5	Claudio Blackout	5	110"	90% Polyester, 10% Cationic Polyester	Blackout	No	No	All	Yes
AB021	Cusco Blackout	7	110"	100% Polyester	Blackout	No	No	All	Yes
AF026	Delhi	5	110"	100% Polyester	Light Filtering	No	No	All	Yes
AB026	Delhi Blackout	6	110"	100% Polyester	Blackout	No	No	All	Yes
RD2	Drizzle	5	94"	89% Polyester, 11% Linen	Light Filtering	Yes	Yes	All	Yes
AF025	Heritage	6	110"	100% Polyester	Light Filtering	No	No	All	Yes
AB025	Heritage Blackout	7	110"	100% Polyester	Blackout	No	No	All	Yes
AB036	Horizon Blackout	8	110"	100% Polyester	Blackout	No	No	All	Yes
AF018	Juniper	4	110"	100% Polyester	Light Filtering	Yes	Yes	All	Yes
AB018	Juniper Blackout	5	110"	100% Polyester	Blackout	Yes	Yes	All	Yes
AF027	Lady Amherst	6	118"	100% Polyester	Light Filtering	No	No	All	Yes
AB027	Lady Amherst Blackout	7	118"	100% Polyester	Blackout	No	No	All	Yes
AF033	Lavish	4	110"	100% Polyester	Light Filtering	No	No	All	Yes
R56	Linview	3	118"	100% Polyester	Light Filtering	Yes	Yes	All	Yes
RB3	Linview Blackout	4	118"	100% Polyester	Blackout	Yes	Yes	All	Yes
RF4	Montero	3	94"	100% Polyester with Acrylic Coating	Light Filtering	No	No	All	Yes
AF032	Pacific	6	122"	100% Polyester	Light Filtering	No	No	All	Yes
AB032	Pacific Blackout	7	121"	100% Polyester	Blackout	No	No	All	Yes
AF017	Queenland	6	118"	100% Polyester	Semi-Sheer	No	No	All	Yes
AB017	Queenland Blackout	7	114"	100% Polyester	Blackout	No	No	All	Yes
RD21	Ranger	3	110"	100% Polyester	Light Filtering	No	No	All	Yes
RB13	Ranger Blackout	3	110"	100% Polyester	Blackout	No	No	All	Yes
AF038	Rhine	0	110"	100% Polyester	Light Filtering	No	No	All	Yes

FABRIC COLLECTION INFORMATION

Fabric Drops

Collection Code	Collection Name	Price Group	Roll Width	Composition	Opacity	Railroad Option	Splice/ Seam	Bottom Rail Styles Omni/Heat Sealed	Panel Track
RF3	Santa Cruz	3	94"	100% Polyester	Semi-Sheer	No	No	All	Yes
RB1	Santa Cruz Blackout	3	94"	100% Polyester	Blackout	No	No	All	Yes
R100	Scala Blackout	2	110"	100% Polyester	Blackout	Yes	Yes	All	Yes
AF039	Sequoia	4	110"	100% Polyester	Light Filtering	Yes	Yes	All	Yes
R11	Sheerweave 7000	8	118"	100% Polyester with Acrylic Foamed Backing	Blackout	Yes	Yes	All	Yes
P7200R	Sheerweave 7200R	4	118"	100% Polyester	Blackout	No	No	All	Yes
P7250R	Sheerweave 7250R	4	118"	100% Polyester	Semi-Sheer	No	No	All	Yes
P7400	Sheerweave 7400	7	118"	100% Polyester	Blackout	No	No	All	Yes
P7450	Sheerweave 7450	5	118"	100% Polyester	Semi-Sheer	No	No	All	Yes
P7500	Sheerweave 7500	3	118"	100% Polyester with Acrylic Coating	Blackout	Yes	Yes	Omni Only	Yes
P7500R	Sheerweave 7500R	3	118"	100% Polyester with Acrylic Coating	Blackout	Yes	Yes	Omni Only	Yes
P7700R	Sheerweave 7700R	4	118"	100% Polyester	Blackout	No	No	Omni Only	Yes
P7750R	Sheerweave 7750R	4	118"	100% Polyester	Semi-Sheer	No	No	All	Yes
RF35	Sorrento	3	108"	85.9% Polyester, 8.3% Cotton, 5.8% Flax	Semi-Sheer	No	No	All	Yes
AF042	Urban	6	118"	100% Polyester	Light Filtering	Yes	Yes	All	Yes
AR042	URBAN Room Darkening	7	118"	100% Polyester	Room Darkening	Yes	Yes	All	Yes
RD13	Vail	2	110"	100% Polyester	Light Filtering	No	No	All	Yes
RB19	Vail Blackout	2	110"	100% Polyester	Blackout	Yes	Yes	All	Yes
AF023	York	7	118"	100% Polyester	Light Filtering	No	No	All	Yes
AB004	Zen Blackout	8	78 3/4"	Polyester 100%	Blackout	No	No	All	Yes

COLLECTION INFORMATION

Defining Opacity <i>(Light blockage varies by color, fabric style and mounting type. Side light gaps are inherent in roller shade products.)</i>			
Opacity Classification	Light Control/Privacy	View Through Fabric	Best Use
Semi Sheer	Most Light/Least Privacy Diffuses light	Objects are visible	A room that requires minimal light control and privacy like a kitchen or play room.
Light Filtering	Moderate Light/Some Privacy Blocks some light	Objects less visible	A room that requires moderate light control and privacy like a dining room or family room.
Room Darkening	Least Light/Most privacy Blocks most light	Objects are not visible	A room where light control and privacy is required, like a bedroom or media room.
Blackout	Most Privacy with No Light Gap Blocks most light	Objects are not visible	A room that requires maximum privacy and light control with no side light gaps.

****Opacity (LF & BO) Crossover Reference**

- Adelaide & Adelaide Blackout
- Alpine & Alpine Blackout
- Aqua-Tex & Aqua-Tex Blackout
- Arches & Arches Blackout
- Baltic & Baltic Blackout
- Bamboo & Bamboo Blackout
- Bellflower & Bellflower Blackout
- Brilliance & Brilliance Blackout
- Claudio & Claudio Blackout
- Delhi & Delhi Blackout
- Heritage & Heritage Blackout
- Juniper & Juniper Blackout
- Lady Amherst & Lady Amherst Blackout
- Linview & Linview Blackout
- Pacific & Pacific Blackout
- Queensland & Queensland Blackout
- Ranger & Ranger Blackout
- Santa Cruz & Santa Cruz Blackout
- Sheerweave 7250R (LF) & 7200R (BO)
- Sheerweave 7450 (LF) & 7400 (BO)
- Sheerweave 7500 (LF) & 7500R (BO)
- Sheerweave 7750R (LF) & 7700R (BO)
- Urban & Urban Room Darkening
- Vail & Vail Blackout

Panel Track/Banded Crossover Reference

- Opole LF & Opole
- Lavish LF & Lavish

Openness Crossover Reference: *(Most colors cross over)*

- E Screen (1%, 3%, 5%, & 10%)
- 3% Ecoscape Screen, 5% Ecoscape Screen
- 1% Environs Screen, 3% Environs Screen, 5% Environs Screen
- 1% Clean Screen, 3% Clean Screen, 5% Clean Screen
- Nordic Screen Plus (1%, 3%, & 5%), all colors cross over
- S Screen (1% & 4%)
- Sheerweave (SW)
 - 1% SW2500, 3% SW2410, & 5% SW2390 & 10% SW2360
 - 1% SW2701, 3% SW2703 & 5% SW2705
 - 1% SW4001, 3% SW4400, 5% SW4000, 10% SW4100
 - 3% SW4600 & 5% SW4500
 - 1% SW4901 & 3% SW4903
 - 1% SW5000, 3% SW5000, 5% SW5000, 7% SW5000, 10% SW5000

Some collections will not have complementary opacity and openness for each color. For collections that have them, there may be a hue variation.

COLOR CHART

Fabric Drops

Collection Code	Collection Name	Color Code	Screen Color	Bottomrail and End Caps	Wand Color
R80	1% E Screen	09	Charcoal/Charcoal	Black	Ebony
R80	1% E Screen	07	Charcoal/Cocoa	Bronze	Mahogany Rush
R80	1% E Screen	08	Charcoal/Grey	Black	Ebony
R80	1% E Screen	05	White/Linen	Vanilla	Pure White
R80	1% E Screen	03	White/Pearl	Black	White
R80	1% E Screen	04	White/White	White	Pure White
AS010	1% EnduroScreen	05	Black/Black	Black	Ebony
AS010	1% EnduroScreen	04	Black/Bronze	Bronze	Mahogany Rush
AS010	1% EnduroScreen	06	Black/Grey	Black	Ebony
AS010	1% EnduroScreen	02	White/Beige	Vanilla	White
AS010	1% EnduroScreen	03	White/Grey	Gray/Silver	Light Gray
AS010	1% EnduroScreen	01	White/White	White	Pure White
AS013	1% Environs Screen	05	Black/Black	Black	Ebony
AS013	1% Environs Screen	04	Black/Bronze	Bronze	Mahogany Rush
AS013	1% Environs Screen	06	Black/Grey	Black	Ebony
AS013	1% Environs Screen	02	White/Beige	Vanilla	White
AS013	1% Environs Screen	03	White/Grey	Gray/Silver	Light Gray
AS013	1% Environs Screen	01	White/White	White	Pure White
RS23	1% Nordic Screen Plus	04	Black/ Copper	Bronze	Mahogany Rush
RS23	1% Nordic Screen Plus	03	Black/Black	Black	Ebony
RS23	1% Nordic Screen Plus	01	Bright White	White	Pure White
RS23	1% Nordic Screen Plus	06	White Gray	Gray/Silver	Light Gray
RS23	1% Nordic Screen Plus	05	White Linen	Vanilla	White
RS7	1% S Screen	03	Granite	Gray/Silver	Light Gray
RS7	1% S Screen	04	Papyrus	Vanilla	White
RS7	1% S Screen	02	Porcelain	White	Pure White
R01	1% Sheerweave 2500	P84	Brite White	White	Pure White
R01	1% Sheerweave 2500	03	Charcoal	Black	Ebony
R01	1% Sheerweave 2500	09	Charcoal/Alpaca	Black	Ebony
R01	1% Sheerweave 2500	06	Oyster/Beige	White	White
R01	1% Sheerweave 2500	07	Oyster/Pearl Gray	Gray/Silver	Light Gray
RS21	1% Sheerweave 2701	01	Oyster	White	Pure White
RS21	1% Sheerweave 2701	02	Oyster/Beige	Vanilla	White
RS21	1% Sheerweave 2701	06	Oyster/Charcoal	Black	Ebony
RS21	1% Sheerweave 2701	03	Oyster/Pearl Gray	Gray/Silver	Light Gray
RS21	1% Sheerweave 2701	04	Oyster/Pewter	Gray/Silver	Light Gray
PS001	1% Sheerweave 5000	V17	Jute/Fog	Gray/Silver	Light Gray
R19	10% E Screen	02	Charcoal/Charcoal	Black	Ebony
R19	10% E Screen	08	White Pearl	White	Pure White
R19	10% E Screen	06	White/White	White	Pure White
AS028	3% Bamboo	02	Sand	Vanilla	White
AS028	3% Bamboo	03	Sea Grass	White	Pure White
AS024	3% Bellflower	03	Deep Ocean	Black	Ebony
AS024	3% Bellflower	02	Light Taupe	Vanilla	White
AS024	3% Bellflower	04	Waterstone	Black	Ebony
AS026	3% Delhi	02	Royal Navy	Gray/Silver	Light Gray
AS026	3% Delhi	01	Westport Gray	Gray/Silver	Light Gray
R81	3% E Screen	02	Charcoal/Charcoal	Black	Ebony
R81	3% E Screen	07	Charcoal/Cocoa	Bronze	Mahogany Rush
R81	3% E Screen	08	Charcoal/Grey	Black	Ebony
R81	3% E Screen	04	White/Linen	Vanilla	White
R81	3% E Screen	05	White/Pearl	White	Pure White
R81	3% E Screen	06	White/White	White	Pure White
AS008	3% Ecoscape Screen	04	Black	Black	Ebony
AS008	3% Ecoscape Screen	05	Black/Grey	Black	Ebony
AS008	3% Ecoscape Screen	03	Grey	Gray/Silver	Light Gray
AS008	3% Ecoscape Screen	02	Linen	Vanilla	White
AS008	3% Ecoscape Screen	01	White	White	Pure White
AS011	3% EnduroScreen	05	Black/Black	Black	Ebony
AS011	3% EnduroScreen	04	Black/Bronze	Bronze	Mahogany Rush
AS011	3% EnduroScreen	06	Black/Grey	Black	Ebony
AS011	3% EnduroScreen	02	White/Beige	Vanilla	White
AS011	3% EnduroScreen	03	White/Grey	Gray/Silver	Light Gray
AS011	3% EnduroScreen	01	White/White	White	Pure White
AS014	3% Environs Screen	05	Black/Black	Black	Ebony
AS014	3% Environs Screen	04	Black/Bronze	Bronze	Mahogany Rush
AS014	3% Environs Screen	06	Black/Grey	Black	Ebony
AS014	3% Environs Screen	02	White/Beige	Vanilla	White
AS014	3% Environs Screen	03	White/Grey	Gray/Silver	Light Gray
AS014	3% Environs Screen	01	White/White	White	Pure White

Collection Code	Collection Name	Color Code	Screen Color	Bottomrail and End Caps	Wand Color
AS027	3% Lady Amherst	02	Amore Pink	White	Pure White
AS027	3% Lady Amherst	05	Fair Haven	Vanilla	Light Gray
AS027	3% Lady Amherst	06	Seabrook	Gray/Silver	White
AS027	3% Lady Amherst	03	Silver	Gray/Silver	Light Gray
AS027	3% Lady Amherst	04	Soft Sky	Gray/Silver	Light Gray
RS24	3% Nordic Screen Plus	04	Black/ Copper	Bronze	Mahogany Rush
RS24	3% Nordic Screen Plus	03	Black/Black	Black	Ebony
RS24	3% Nordic Screen Plus	01	Bright White	White	Pure White
RS24	3% Nordic Screen Plus	06	White Gray	Gray/Silver	Light Gray
RS24	3% Nordic Screen Plus	05	White Linen	Vanilla	White
R06	3% Sheerweave 2410	P84	Brite White	White	Pure White
R06	3% Sheerweave 2410	03	Charcoal	Black	Ebony
R06	3% Sheerweave 2410	09	Charcoal/Alpaca	Black	Ebony
R06	3% Sheerweave 2410	06	Oyster/Beige	White	White
R06	3% Sheerweave 2410	07	Oyster/Pearl Gray	Gray/Silver	Light Gray
P2703	3% Sheerweave 2703	P12	Oyster	White	Pure White
P2703	3% Sheerweave 2703	P13	Oyster/Beige	Vanilla	White
P2703	3% Sheerweave 2703	P28	Oyster/Charcoal	Black	Ebony
P2703	3% Sheerweave 2703	P14	Oyster/Pearl Gray	Gray/Silver	Light Gray
P2703	3% Sheerweave 2703	P91	Oyster/Pewter	Gray/Silver	Light Gray
R07	3% Sheerweave 5000	04	Linen/Cream	Vanilla	White
AS029	3% Sovereign	02	Evening	Gray/Silver	Light Gray
AS029	3% Sovereign	01	Sepia	Vanilla	White
AS029	3% Sovereign	03	Stonewall	Gray/Silver	Light Gray
AS006	3% Tweed Screen	04	Almond	White	Pure White
AS006	3% Tweed Screen	01	Bronze	Bronze	Mahogany Rush
AS006	3% Tweed Screen	03	Buttercream	Vanilla	#N/A
AS006	3% Tweed Screen	02	Gray	Gray/Silver	Light Gray
RS15	4% S Screen	004	Granite	Bronze	Mahogany Rush
RS15	4% S Screen	003	Papyrus	Gray/Silver	Light Gray
RS15	4% S Screen	001	Porcelain	White	Pure White
R51	5% E Screen	05	Charcoal/Charcoal	Black	Ebony
R51	5% E Screen	04	Charcoal/Cocoa	Bronze	Mahogany Rush
R51	5% E Screen	10	Charcoal/Grey	Black	Ebony
R51	5% E Screen	08	White/Linen	Vanilla	White
R51	5% E Screen	09	White/Pearl	White	Pure White
R51	5% E Screen	01	White/White	White	Pure White
AS009	5% Ecoscape Screen	04	Black	Black	Ebony
AS009	5% Ecoscape Screen	05	Black/Grey	Black	Ebony
AS009	5% Ecoscape Screen	03	Grey	Gray/Silver	Light Gray
AS009	5% Ecoscape Screen	02	Linen	Vanilla	White
AS009	5% Ecoscape Screen	01	White	White	Pure White
AS012	5% EnduroScreen	05	Black/Black	Black	Ebony
AS012	5% EnduroScreen	04	Black/Bronze	Bronze	Mahogany Rush
AS012	5% EnduroScreen	06	Black/Grey	Black	Ebony
AS012	5% EnduroScreen	02	White/Beige	Vanilla	White
AS012	5% EnduroScreen	03	White/Grey	Gray/Silver	Light Gray
AS012	5% EnduroScreen	01	White/White	White	Pure White
AS015	5% Environs Screen	05	Black/Black	Black	Ebony
AS015	5% Environs Screen	04	Black/Bronze	Bronze	Mahogany Rush
AS015	5% Environs Screen	06	Black/Grey	Black	Ebony
AS015	5% Environs Screen	02	White/Beige	Vanilla	White
AS015	5% Environs Screen	03	White/Grey	Gray/Silver	Light Gray
AS015	5% Environs Screen	01	White/White	White	Pure White
R61	5% M Screen Deco	06	Parchment	White	Pure White
R61	5% M Screen Deco	02	River Rock	Gray/Silver	Light Gray
R61	5% M Screen Deco	03	Tumbleweed	Bronze	Mahogany Rush
RS25	5% Nordic Screen Plus	04	Black/ Copper	Bronze	Mahogany Rush
RS25	5% Nordic Screen Plus	03	Black/Black	Black	Ebony
RS25	5% Nordic Screen Plus	01	Bright White	White	Pure White
RS25	5% Nordic Screen Plus	06	White Gray	Gray/Silver	Light Gray
RS25	5% Nordic Screen Plus	05	White Linen	Vanilla	White
RS1	5% Sheerweave 2390	P84	Brite White	White	Pure White
RS1	5% Sheerweave 2390	105	Charcoal	Black	Ebony
RS1	5% Sheerweave 2390	101	Oyster/Beige	White	White
RS1	5% Sheerweave 2390	103	Oyster/Pearl Gray	Gray/Silver	Light Gray
R10	5% Sheerweave 5000	14	Linen/Pearl	Vanilla	White
R10	5% Sheerweave 5000	15	Linen/Taupe	Gray/Silver	Light Gray

Component Set includes top treatments, open roll bracket covers and bottom rail. Override request to change any components must be specified at the time of order

COLOR CHART

Fabric Drops

Collection Code	Collection Name	Color Code	Screen Color	Bottomrail and End Caps	Wand Color
AS007	5% Spectra Screen	02	Amazon	Gray/Silver	Light Gray
AS007	5% Spectra Screen	01	Apple Green	Gray/Silver	Light Gray
AS007	5% Spectra Screen	10	Caramel	Vanilla	White
AS007	5% Spectra Screen	03	Cookie	Gray/Silver	Light Gray
AS007	5% Spectra Screen	05	Coral	White	Pure White
AS007	5% Spectra Screen	09	Maroon	Black	Ebony
AS007	5% Spectra Screen	07	Mocha	Black	Ebony
AS007	5% Spectra Screen	06	Olive	Gray/Silver	Light Gray
AS007	5% Spectra Screen	04	Pistachio	Gray/Silver	Light Gray
AS007	5% Spectra Screen	08	Tan	Gray/Silver	Light Gray
AS005	5% Willow Screen	04	Barley	White	Pure White
AS005	5% Willow Screen	02	Cappuccino	Gray/Silver	Light Gray
AS005	5% Willow Screen	01	Dark Chocolate	Bronze	Mahogany Rush
AS005	5% Willow Screen	07	Deep Brown	Black	Ebony
AS005	5% Willow Screen	03	Nobel Brown	Gray/Silver	Light Gray
AS005	5% Willow Screen	05	Oyster	Gray/Silver	Light Gray
AS005	5% Willow Screen	06	Parchment	Vanilla	White

Collection Code	Collection Name	Color Code	Fabric Color	Bottomrail and End Caps	Wand Color
AF034	Adelaide	02	Cream	Vanilla	White
AF034	Adelaide	04	Mink	Black	Ebony
AF034	Adelaide	01	Parchment	White	Pure White
AF034	Adelaide	03	Silver	Gray/Silver	Light Gray
AB034	Adelaide Blackout	02	Cream	Vanilla	White
AB034	Adelaide Blackout	04	Mink	White	Pure White
AB034	Adelaide Blackout	01	Parchment	White	Pure White
AB034	Adelaide Blackout	03	Silver	Gray/Silver	Light Gray
AF016	Aegean	01	Camel	Vanilla	Oak/Natural
AF016	Aegean	04	Galaxy	Black	Ebony
AF016	Aegean	02	Light Gray	Gray/Silver	Light Gray
AF016	Aegean	03	Pacific	Gray/Silver	Light Gray
AF030	Alpine	03	Caraway	Gray/Silver	Light Gray
AF030	Alpine	02	Driftwood	Bronze	Mahogany Rush
AF030	Alpine	04	Peppercom	Gray/Silver	Light Gray
AF030	Alpine	01	Sesame	White	Pure White
AB030	Alpine Blackout	03	Caraway	Gray/Silver	Light Gray
AB030	Alpine Blackout	02	Driftwood	Bronze	Mahogany Rush
AB030	Alpine Blackout	04	Peppercom	Gray/Silver	Light Gray
AB030	Alpine Blackout	01	Sesame	White	Pure White
AF020	Aqua-Tex	06	Black	Black	Ebony
AF020	Aqua-Tex	05	Kiwi	Gray/Silver	Light Gray
AF020	Aqua-Tex	03	Linen	Vanilla	White
AF020	Aqua-Tex	04	Penwinkle	Gray/Silver	Light Gray
AF020	Aqua-Tex	02	Silver	Gray/Silver	Light Gray
AF020	Aqua-Tex	01	Snowflake	White	Pure White
AB020	Aqua-Tex Blackout	06	Black	Black	Ebony
AB020	Aqua-Tex Blackout	03	Linen	Vanilla	White
AB020	Aqua-Tex Blackout	02	Silver	Gray/Silver	Light Gray
AB020	Aqua-Tex Blackout	01	Snowflake	White	Pure White
AF035	Arches	01	Pearl	White	Pure White
AF035	Arches	02	Sesame	Vanilla	White
AF035	Arches	04	Shadow	Black	Ebony
AF035	Arches	03	Taupe	Bronze	Mahogany Rush
AB035	Arches Blackout	01	Pearl	White	Pure White
AB035	Arches Blackout	02	Sesame	Vanilla	White
AB035	Arches Blackout	04	Shadow	Black	Ebony
AB035	Arches Blackout	03	Taupe	Bronze	Mahogany Rush
AB022	Aries Blackout	03	Daybreak	Vanilla	White
AB022	Aries Blackout	01	Linen	White	Pure White
AB022	Aries Blackout	02	Silver	Gray/Silver	Light Gray
AF019	Baltic	03	Cadet Blue	Gray/Silver	Light Gray
AF019	Baltic	02	Carbon	Black	Ebony
AF019	Baltic	04	Citron	Gray/Silver	Light Gray
AF019	Baltic	01	Pale Taupe	Vanilla	White
AB019	Baltic Blackout	03	Cadet Blue	Gray/Silver	Light Gray
AB019	Baltic Blackout	02	Carbon	Black	Ebony
AB019	Baltic Blackout	04	Citron	Gray/Silver	Light Gray
AB019	Baltic Blackout	01	Pale Taupe	Vanilla	White
AF028	Bamboo	01	Chalk	White	Pure White
AF028	Bamboo	02	Sand	Vanilla	White
AF028	Bamboo	03	Sea Grass	White	Pure White
AB028	Bamboo Blackout	03	Sea Grass	White	Pure White
AB028	Bamboo Blackout	02	Sand	Vanilla	White

Collection Code	Collection Name	Color Code	Screen Color	Bottomrail and End Caps	Wand Color
AF024	Bellflower	03	Deep Ocean	Black	Ebony
AF024	Bellflower	01	Frost	White	Pure White
AF024	Bellflower	02	Light Taupe	Vanilla	White
AF024	Bellflower	04	Waterstone	Black	White
AB024	Bellflower Blackout	03	Deep Ocean	Black	White
AB024	Bellflower Blackout	02	Light Taupe	Vanilla	White
AB024	Bellflower Blackout	04	Waterstone	Black	Ebony
R40	Blackout - Solid	11	Alabaster	White	Pure White
R40	Blackout - Solid	05	Bone	White	Pure White
R40	Blackout - Solid	01	White	White	Pure White
AF031	Bonn	04	French Blue	Gray/Silver	Light Gray
AF031	Bonn	03	Heather	Gray/Silver	Light Gray
AF031	Bonn	05	Rosewood	Bronze	Mahogany Rush
AF031	Bonn	01	Soft Linen	White	Pure White
AF031	Bonn	02	Tan	Gray/Silver	Light Gray
RD8	Brilliance	11	Charcoal	Black	Ebony
RD8	Brilliance	07	Chiffon	White	Pure White
RD8	Brilliance	10	Copper	Bronze	Mahogany Rush
RD8	Brilliance	09	Dolphin	Gray/Silver	Light Gray
RD8	Brilliance	08	Limestone	White	Pure White
RB6	Brilliance Blackout	11	Charcoal	Black	Ebony
RB6	Brilliance Blackout	07	Chiffon	White	Pure White
RB6	Brilliance Blackout	10	Copper	Bronze	Mahogany Rush
RB6	Brilliance Blackout	09	Dolphin	Gray/Silver	Light Gray
RB6	Brilliance Blackout	08	Limestone	White	Pure White
RD6	Carrara	06	Coal	Black	Ebony
RD6	Carrara	08	Dove Gray	Gray/Silver	Light Gray
RD6	Carrara	07	Shea	White	Pure White
RD6	Carrara	03	Silver	Gray/Silver	Light Gray
RD6	Carrara	05	Storm	Gray/Silver	Light Gray
RD6	Carrara	02	Tusk	Bronze	Mahogany Rush
RD6	Carrara	01	White	White	Pure White
RB16	Chesapeake Blackout	03	Coastal	Gray/Silver	Light Gray
RB16	Chesapeake Blackout	01	Seashell	White	Pure White
RD7	Claudio	10	Cotton	White	Pure White
RD7	Claudio	11	Ivory	White	Pure White
RD7	Claudio	12	Marble	Black	Ebony
RB5	Claudio Blackout	10	Cotton	White	Pure White
RB5	Claudio Blackout	11	Ivory	White	Pure White
RB5	Claudio Blackout	12	Marble	Black	Ebony
AB021	Cusco Blackout	01	Beige	Vanilla	White
AB021	Cusco Blackout	03	Espresso	Black	Ebony
AB021	Cusco Blackout	02	Warm Tan	Bronze	Mahogany Rush
AF026	Delhi	02	Royal Navy	Gray/Silver	Light Gray
AF026	Delhi	01	Westport Gray	Gray/Silver	Light Gray
AB026	Delhi Blackout	02	Royal Navy	Gray/Silver	Light Gray
AB026	Delhi Blackout	01	Westport Gray	Gray/Silver	Light Gray
RD2	Drizzle	01	Flax	White	White
RD2	Drizzle	05	Graphite	Bronze	Mahogany Rush
RD2	Drizzle	04	Iron	Gray/Silver	Light Gray
RD2	Drizzle	06	Moonstone	White	Pure White
AF025	Heritage	02	Mountain Sage	Gray/Silver	Light Gray
AF025	Heritage	01	Old Khaki	Bronze	Mahogany Rush
AB025	Heritage Blackout	02	Mountain Sage	Gray/Silver	Mahogany Rush
AB025	Heritage Blackout	01	Old Khaki	Bronze	Mahogany Rush
AB036	Horizon Blackout	01	Crystal	White	Pure White
AB036	Horizon Blackout	02	Granite	Gray/Silver	Light Gray
AB036	Horizon Blackout	03	Moss	Gray/Silver	Light Gray

Component Set includes top treatments, open roll bracket covers and bottom rail. Override request to change any components must be specified at the time of order.

COLOR CHART

Fabric Drops

Collection Code	Collection Name	Color Code	Fabric Color	Bottomrail and End Caps	Wand Color
AF018	Juniper	02	Barley	Vanilla	White
AF018	Juniper	04	Pacific Wash	Gray/Silver	Light Gray
AF018	Juniper	03	Walnut	Bronze	Mahogany Rush
AB018	Juniper Blackout	02	Barley	Vanilla	White
AB018	Juniper Blackout	04	Pacific Wash	Gray/Silver	Light Gray
AB018	Juniper Blackout	03	Walnut	Bronze	Mahogany Rush
AF027	Lady Amherst	01	Alabaster	White	Pure White
AF027	Lady Amherst	02	Amore Pink	White	Pure White
AF027	Lady Amherst	05	Fair Haven	Vanilla	White
AF027	Lady Amherst	06	Seabrook	Gray/Silver	Light Gray
AF027	Lady Amherst	03	Silver	Gray/Silver	Light Gray
AF027	Lady Amherst	04	Soft Sky	Gray/Silver	Light Gray
AB027	Lady Amherst Blackout	02	Amore Pink	White	Pure White
AB027	Lady Amherst Blackout	05	Fair Haven	Vanilla	White
AB027	Lady Amherst Blackout	06	Seabrook	Gray/Silver	Light Gray
AB027	Lady Amherst Blackout	03	Silver	Gray/Silver	Light Gray
AB027	Lady Amherst Blackout	04	Soft Sky	Gray/Silver	Light Gray
AF033	Lavish	02	Autumn Sky	Gray/Silver	White
AF033	Lavish	04	Shadow White	Vanilla	Light Gray
AF033	Lavish	01	Silverlake	Gray/Silver	Pure White
AF033	Lavish	03	Snowfall	White	Light Gray
R56	Linview	13	Ash	Gray/Silver	Light Gray
R56	Linview	03	Cabana Wood	Gray/Silver	Light Gray
R56	Linview	11	Fog	Gray/Silver	Light Gray
R56	Linview	06	Macadamia	Vanilla	White
R56	Linview	15	Midnight Black	Black	Ebony
R56	Linview	02	Moming Light	White	White
R56	Linview	10	Navy	Gray/Silver	Ebony
R56	Linview	14	New York Grey	Black	Ebony
R56	Linview	09	Pale Lapis	Gray/Silver	Light Gray
R56	Linview	17	Pale Oak	White	Pure White
R56	Linview	12	Porpoise	Gray/Silver	Light Gray
R56	Linview	16	Sea Smoke	White	Pure White
R56	Linview	05	Slate	Gray/Silver	Light Gray
R56	Linview	18	Soft Linen	Vanilla	Pure White
R56	Linview	01	Summer White	White	Pure White
R56	Linview	04	Weathered Walnut	Bronze	Mahogany Rush
RB3	Linview Blackout	02	Alabaster	White	Pure White
RB3	Linview Blackout	03	Café Crème	Vanilla	Oak/Natural
RB3	Linview Blackout	06	Colonnade Gray	Gray/Silver	Light Gray
RB3	Linview Blackout	09	Gauntlet Gray	Gray/Silver	Light Gray
RB3	Linview Blackout	07	Pale Gray	Gray/Silver	Light Gray
RB3	Linview Blackout	11	Pale Oak	White	Pure White
RB3	Linview Blackout	01	Pure White	White	Pure White
RB3	Linview Blackout	10	Sea Smoke	White	Pure White
RB3	Linview Blackout	12	Soft Linen	Vanilla	Pure White
RB3	Linview Blackout	04	Stone	Gray/Silver	Light Gray
RB3	Linview Blackout	05	Tranquility	Bronze	Mahogany Rush
RB3	Linview Blackout	08	Whale	Gray/Silver	Light Gray
RF4	Montero	201	Java Coast	Bronze	Mahogany Rush
RF4	Montero	202	Wicker Basket	Vanilla	White
AF032	Pacific	01	Alabaster	White	Pure White
AF032	Pacific	02	Golden Oak	Vanilla	Oak/Natural
AF032	Pacific	03	Gray Marble	Gray/Silver	Light Gray
AF032	Pacific	04	Metallic Gray	Gray/Silver	Light Gray
AB032	Pacific Blackout	01	Alabaster	White	Pure White
AB032	Pacific Blackout	02	Golden Oak	Vanilla	Oak/Natural
AB032	Pacific Blackout	03	Gray Marble	Gray/Silver	Light Gray
AB032	Pacific Blackout	04	Metallic Gray	Gray/Silver	Light Gray
AF017	Queenland	02	Bone	Vanilla	White
AF017	Queenland	04	Buff	Gray/Silver	Light Gray
AF017	Queenland	03	Dove Grey	Gray/Silver	Light Gray
AF017	Queenland	01	Snow	White	Pure White
AB017	Queenland Blackout	02	Bone	Vanilla	White
AB017	Queenland Blackout	04	Buff	Gray/Silver	Light Gray
AB017	Queenland Blackout	03	Dove Grey	Gray/Silver	Light Gray
AB017	Queenland Blackout	01	Snow	White	Pure White

Collection Code	Collection Name	Color Code	Fabric Color	Bottomrail and End Caps	Wand Color
RD21	Ranger	06	Charcoal	Black	Ebony
RD21	Ranger	01	Chiffon	Vanilla	Pure White
RD21	Ranger	02	Pewter	Gray/Silver	Light Gray
RD21	Ranger	05	White	White	Pure White
RB13	Ranger Blackout	06	Charcoal	Black	Ebony
RB13	Ranger Blackout	01	Chiffon	Vanilla	Pure White
RB13	Ranger Blackout	02	Pewter	Gray/Silver	Light Gray
RB13	Ranger Blackout	05	White	White	Pure White
AF038	Rhine	04	Black Pearl	Black	Ebony
AF038	Rhine	03	Chamomile	Gray/Silver	Light Gray
AF038	Rhine	02	Ivory	White	Pure White
AF038	Rhine	01	White	White	Pure White
RF3	Santa Cruz	101	Bunglehouse Blue	Gray/Silver	Light Gray
RF3	Santa Cruz	100	Manchester	Gray/Silver	Light Gray
RF3	Santa Cruz	106	Night Sky	Bronze	Ebony
RF3	Santa Cruz	107	Rainforest	Bronze	Ebony
RB1	Santa Cruz Blackout	02	Bunglehouse Blue	Gray/Silver	Light Gray
RB1	Santa Cruz Blackout	01	Manchester	Gray/Silver	Light Gray
RB1	Santa Cruz Blackout	04	Night Sky	Bronze	Ebony
RB1	Santa Cruz Blackout	03	Rainforest	Bronze	Ebony
R100	Scala Blackout	04	Silver	Gray/Silver	Light Gray
R100	Scala Blackout	01	White	White	Pure White
AF039	Sequoia	01	Lace	White	Pure White
AF039	Sequoia	03	Mist	Gray/Silver	Light Gray
AF039	Sequoia	02	Vanilla	White	Pure White
P7200R	Sheenweave 7200R	RB2	Oyster	White	Pure White
P7200R	Sheenweave 7200R	RB1	Swan	White	Pure White
P7250R	Sheenweave 7250R	RL2	Oyster	White	Pure White
P7250R	Sheenweave 7250R	RL1	Swan	White	Pure White
P7400	Sheenweave 7400	U80	Cotton	White	Pure White
P7400	Sheenweave 7400	U81	Parchment	Vanilla	Pure White
P7400	Sheenweave 7400	U83	Pebble	Gray/Silver	Light Gray
P7450	Sheenweave 7450	U80	Cotton	White	Pure White
P7450	Sheenweave 7450	U81	Parchment	Vanilla	Pure White
P7450	Sheenweave 7450	U83	Pebble	Gray/Silver	Light Gray
P7700R	Sheenweave 7700R	TB1	Crystal	White	Pure White
P7700R	Sheenweave 7700R	TB2	Sand	Vanilla	White
P7750R	Sheenweave 7750R	TL3	Concrete	Gray/Silver	Light Gray
P7750R	Sheenweave 7750R	TL1	Crystal	White	Pure White
P7750R	Sheenweave 7750R	TL2	Sand	Vanilla	White
RF35	Sorrento	002	Bisque	Vanilla	White
RF35	Sorrento	001	Linen	White	Pure White
AF042	Urban	02	Cool Gray	Gray/Silver	Light Gray
AF042	Urban	03	Latte	Vanilla	White
AF042	Urban	01	Soft White	White	Pure White
AR042	Urban Room Darkening	02	Cool Gray	Gray/Silver	Light Gray
AR042	Urban Room Darkening	03	Latte	Vanilla	White
AR042	Urban Room Darkening	01	Soft White	White	Pure White
RD13	Vail	01	Grey	Gray/Silver	Light Gray
RD13	Vail	02	Hazel	Vanilla	White
RD13	Vail	03	Sage	White	Pure White
RD13	Vail	04	White	White	Pure White
RB19	Vail Blackout	01	Grey	Gray/Silver	Light Gray
RB19	Vail Blackout	02	Hazel	Vanilla	White
RB19	Vail Blackout	03	Sage	White	Pure White
RB19	Vail Blackout	04	White	White	Pure White
AF023	York	01	Almond	White	Pure White
AF023	York	04	Aluminum	Gray/Silver	Light Gray
AF023	York	02	Dark Forest	Black	Ebony
AF023	York	03	Parchment	White	Pure White
AB004	ZEN Blackout	02	Caramel	Gray/Silver	Light Gray
AB004	ZEN Blackout	03	Iron	Black	Ebony
AB004	ZEN Blackout	01	Pastel Gray	Gray/Silver	Light Gray

Component Set includes top treatments, open roll bracket covers and bottom rail. Override request to change any components must be specified at the time of order.

COLOR CHART

Phifer SheerWeave Binder Collections

Fabric Drops

Screen					
Fabric Code	Fabric Collection	Color Code	Fabric Color	Bottomrail and End Caps	Wand Color
R01	1% Sheerweave 2500	Q20	Beige	Vanilla	White
R01	1% Sheerweave 2500	Q21	Beige/Pearl Gray	Gray/Silver	Light Gray
R01	1% Sheerweave 2500	04	Charcoal/Chestnut	Bronze	Ebony
R01	1% Sheerweave 2500	V22	Charcoal/Gray	Black	Ebony
R01	1% Sheerweave 2500	05	Oyster	White	Pure White
R01	1% Sheerweave 2500	V20	Pearl Gray	Gray/Silver	Light Gray
RS21	1% Sheerweave 2701	V21	Charcoal	Black	Ebony
RS21	1% Sheerweave 2701	V66	Charcoal/Brown	Bronze	Mahogany Rush
RS21	1% Sheerweave 2701	V22	Charcoal/Gray	Gray/Silver	Light Gray
RS21	1% Sheerweave 2701	V64	Charcoal/Slate	Gray/Silver	Light Gray
RS21	1% Sheerweave 2701	V65	Charcoal/Taupe	Gray/Silver	Light Gray
RS21	1% Sheerweave 2701	05	Oyster/Chestnut	Bronze	Mahogany Rush
P4001	1% Sheerweave 4001	U59	Alabaster	White	Pure White
P4001	1% Sheerweave 4001	U64	Ash	Black	Ebony
P4001	1% Sheerweave 4001	U58	Chalk	White	Pure White
P4001	1% Sheerweave 4001	U65	Ebony	Black	Ebony
P4001	1% Sheerweave 4001	U62	Granite	Gray/Silver	Light Gray
P4001	1% Sheerweave 4001	U61	Graystone	Gray/Silver	Light Gray
P4001	1% Sheerweave 4001	U60	Pebblestone	Vanilla	White
P4001	1% Sheerweave 4001	U63	Pewter	Gray/Silver	Light Gray
P4001	1% Sheerweave 4001	U66	Tonacco	Bronze	Mahogany Rush
P4901	1% Sheerweave 4901	Q25	Birch	Gray/Silver	Light Gray
P4901	1% Sheerweave 4901	P06	Chalk	White	Pure White
P4901	1% Sheerweave 4901	P25	Chalk/Black	Black	Ebony
P4901	1% Sheerweave 4901	P26	Chalk/Wheat	Vanilla	White
P4901	1% Sheerweave 4901	Q26	Cobblestone	Gray/Silver	Light Gray
P4901	1% Sheerweave 4901	V10	Ebony	Black	Ebony
P4901	1% Sheerweave 4901	Q22	Flaxen	Vanilla	Oak/Natural
P4901	1% Sheerweave 4901	Q07	Kettal Grey	Gray/Silver	Light Gray
P4901	1% Sheerweave 4901	V03	Pewter/Chalk	Gray/Silver	Light Gray
P4901	1% Sheerweave 4901	V28	Slate	Black	Ebony
P4901	1% Sheerweave 4901	Q27	Soft Grey	Gray/Silver	Light Gray
P4901	1% Sheerweave 4901	Q16	Tobacco	Bronze	Mahogany Rush
P4901	1% Sheerweave 4901	Q23	Whitesands	Vanilla	White
P5001	1% Sheerweave 5000	R85	June/Parchment	Vanilla	White
P5001	1% Sheerweave 5000	R88	Jute/Coffee	Bronze	Mahogany Rush
P5001	1% Sheerweave 5000	R86	Jute/Flax	Vanilla	White
P5001	1% Sheerweave 5000	R87	Jute/Latte	Vanilla	White
P5001	1% Sheerweave 5000	V18	Jute/Smoke	Gray/Silver	Light Gray
P2360	10% Sheerweave 2360	Q20	Beige	Vanilla	White
P2360	10% Sheerweave 2360	Q21	Beige/Pearl Gray	Gray/Silver	Light Gray
P2360	10% Sheerweave 2360	P84	Brite White	White	Pure White
P2360	10% Sheerweave 2360	V21	Charcoal	Black	Ebony
P2360	10% Sheerweave 2360	V32	Charcoal/Alpaca	Black	Ebony
P2360	10% Sheerweave 2360	V24	Charcoal/Chestnut	Bronze	Mahogany Rush
P2360	10% Sheerweave 2360	V22	Charcoal/Gray	Black	Ebony
P2360	10% Sheerweave 2360	P12	Oyster	White	Pure White
P2360	10% Sheerweave 2360	P13	Oyster/Beige	White	White
P2360	10% Sheerweave 2360	P14	Oyster/Pearl Gray	Gray/Silver	Light Gray
P2360	10% Sheerweave 2360	V20	Pearl Gray	Gray/Silver	Light Gray
P4100	10% Sheerweave 4100	U59	Eco/Alabaster	White	White
P4100	10% Sheerweave 4100	U64	Eco/Ash	Black	Ebony
P4100	10% Sheerweave 4100	U58	Eco/Chalk	White	Pure White
P4100	10% Sheerweave 4100	U65	Eco/Ebony	Black	Ebony
P4100	10% Sheerweave 4100	U62	Eco/Granite	Gray/Silver	Light Gray
P4100	10% Sheerweave 4100	U61	Eco/Graystone	Gray/Silver	Light Gray
P4100	10% Sheerweave 4100	U60	Eco/Pebblestone	Vanilla	White
P4100	10% Sheerweave 4100	U63	Eco/Pewter	Gray/Silver	Light Gray
P4100	10% Sheerweave 4100	U66	Eco/Tobacco	Bronze	Mahogany Rush
R26	10% Sheerweave 5000	03	Bamboo/Birch	White	Pure White
R26	10% Sheerweave 5000	U28	Seaglass/Chardonnay	Vanilla	White
R26	10% Sheerweave 5000	U29	Seaglass/Crystal	Gray/Silver	Light Gray
R26	10% Sheerweave 5000	U24	Seaglass/Silver	Gray/Silver	Light Gray
R06	3% Sheerweave 2410	Q20	Beige	Vanilla	White
R06	3% Sheerweave 2410	Q21	Beige/Pearl Gray	Gray/Silver	Light Gray
R06	3% Sheerweave 2410	04	Charcoal/Chestnut	Bronze	Mahogany Rush
R06	3% Sheerweave 2410	V22	Charcoal/Gray	Black	Ebony
R06	3% Sheerweave 2410	05	Oyster	White	Pure White
R06	3% Sheerweave 2410	V20	Pearl Gray	Gray/Silver	Light Gray

Screen					
Fabric Code	Fabric Collection	Color Code	Fabric Color	Bottomrail and End Caps	Wand Color
P2703	3% Sheerweave 2703	V21	Charcoal	Black	Ebony
P2703	3% Sheerweave 2703	V66	Charcoal/Brown	Bronze	Mahogany Rush
P2703	3% Sheerweave 2703	V22	Charcoal/Gray	Gray/Silver	Light Gray
P2703	3% Sheerweave 2703	V64	Charcoal/Slate	Gray/Silver	Light Gray
P2703	3% Sheerweave 2703	V65	Charcoal/Taupe	Gray/Silver	Light Gray
P2703	3% Sheerweave 2703	P92	Oyster/Chestnut	Bronze	Mahogany Rush
RS2	3% Sheerweave 4400	200	Eco/Alabaster	White	White
RS2	3% Sheerweave 4400	U64	Eco/Ash	Black	Ebony
RS2	3% Sheerweave 4400	202	Eco/Chalk	White	Pure White
RS2	3% Sheerweave 4400	U65	Eco/Ebony	Black	Ebony
RS2	3% Sheerweave 4400	U62	Eco/Granite	Gray/Silver	Light Gray
RS2	3% Sheerweave 4400	201	Eco/Graystone	Gray/Silver	Light Gray
RS2	3% Sheerweave 4400	U60	Eco/Pebblestone	Vanilla	White
RS2	3% Sheerweave 4400	203	Eco/Pewter	Gray/Silver	Light Gray
RS2	3% Sheerweave 4400	U66	Eco/Tobacco	Bronze	Mahogany Rush
P4600	3% Sheerweave 4600	V95	Cappuccino	Bronze	Mahogany Rush
P4600	3% Sheerweave 4600	P06	Chalk	White	Pure White
P4600	3% Sheerweave 4600	V96	Dark Bronze	Bronze	Mahogany Rush
P4600	3% Sheerweave 4600	V10	Ebony	Black	Ebony
P4600	3% Sheerweave 4600	Q59	Ecru	Vanilla	White
P4600	3% Sheerweave 4600	Q60	Golden Sand	Vanilla	Oak/Natural
P4600	3% Sheerweave 4600	P10	Granite	Gray/Silver	Light Gray
P4600	3% Sheerweave 4600	U32	Linen	Vanilla	White
P4600	3% Sheerweave 4600	V07	Pewter	Gray/Silver	Light Gray
P4600	3% Sheerweave 4600	V44	Sandstone	Gray/Silver	Light Gray
P4903	3% Sheerweave 4903	Q25	Birch	Gray/Silver	Light Gray
P4903	3% Sheerweave 4903	P06	Chalk	White	Pure White
P4903	3% Sheerweave 4903	P25	Chalk/Black	Black	Ebony
P4903	3% Sheerweave 4903	P26	Chalk/Wheat	Vanilla	White
P4903	3% Sheerweave 4903	Q26	Cobblestone	Gray/Silver	Light Gray
P4903	3% Sheerweave 4903	V10	Ebony	Black	Ebony
P4903	3% Sheerweave 4903	Q22	Flaxen	Vanilla	Oak/Natural
P4903	3% Sheerweave 4903	Q07	Kettal Grey	Gray/Silver	Light Gray
P4903	3% Sheerweave 4903	V03	Pewter/Chalk	Gray/Silver	Light Gray
P4903	3% Sheerweave 4903	V28	Slate	Black	Ebony
P4903	3% Sheerweave 4903	Q27	Soft Grey	Gray/Silver	Light Gray
P4903	3% Sheerweave 4903	Q16	Tobacco	Bronze	Mahogany Rush
P4903	3% Sheerweave 4903	Q23	Whitesands	Vanilla	White
R07	3% Sheerweave 5000	10	Bark/Sienna	Bronze	Mahogany Rush
R07	3% Sheerweave 5000	07	Chenille/Honey	Vanilla	White
R07	3% Sheerweave 5000	R89	Chenille/Marshmallow	White	Pure White
R07	3% Sheerweave 5000	02	Linen/Cinnamon	Bronze	Mahogany Rush
R07	3% Sheerweave 5000	05	Linen/Fig	Bronze	Mahogany Rush
P2000	5% Sheerweave 2000	Q05	Bone	Gray/Silver	Light Gray
P2000	5% Sheerweave 2000	Q06	Bone/Platinum	Gray/Silver	Light Gray
P2000	5% Sheerweave 2000	Q10	Bronze	Bronze	Mahogany Rush
P2000	5% Sheerweave 2000	V21	Charcoal	Black	Ebony
P2000	5% Sheerweave 2000	V24	Charcoal/Chestnut	Bronze	Mahogany Rush
P2000	5% Sheerweave 2000	V22	Charcoal/Gray	Black	Ebony
P2000	5% Sheerweave 2000	V04	Platinum	Gray/Silver	Light Gray
P2000	5% Sheerweave 2000	P02	White	White	Pure White
P2000	5% Sheerweave 2000	P04	White/Bone	White	White
P2000	5% Sheerweave 2000	P05	White/Platinum	Gray/Silver	Light Gray
RS1	5% Sheerweave 2390	Q20	Beige	Vanilla	White
RS1	5% Sheerweave 2390	Q21	Beige/Pearl Gray	Gray/Silver	Light Gray
RS1	5% Sheerweave 2390	106	Charcoal/Alpaca	Black	Ebony
RS1	5% Sheerweave 2390	104	Charcoal/Chestnut	Bronze	Mahogany Rush
RS1	5% Sheerweave 2390	102	Charcoal/Gray	Black	Ebony
RS1	5% Sheerweave 2390	100	Oyster	White	Pure White
RS1	5% Sheerweave 2390	V20	Pearl Gray	Gray/Silver	Light Gray
P2705	5% Sheerweave 2705	V21	Charcoal	Black	Ebony
P2705	5% Sheerweave 2705	V66	Charcoal/Brown	Bronze	Mahogany Rush
P2705	5% Sheerweave 2705	V22	Charcoal/Gray	Gray/Silver	Light Gray
P2705	5% Sheerweave 2705	V64	Charcoal/Slate	Gray/Silver	Light Gray
P2705	5% Sheerweave 2705	V65	Charcoal/Taupe	Gray/Silver	Light Gray
P2705	5% Sheerweave 2705	P12	Oyster	White	Pure White
P2705	5% Sheerweave 2705	P13	Oyster/Beige	Vanilla	White
P2705	5% Sheerweave 2705	P28	Oyster/Charcoal	Black	Ebony
P2705	5% Sheerweave 2705	P92	Oyster/Chestnut	Bronze	Mahogany Rush
P2705	5% Sheerweave 2705	P14	Oyster/Pearl Gray	Gray/Silver	Light Gray
P2705	5% Sheerweave 2705	P91	Oyster/Pewter	Gray/Silver	Light Gray

Component Set includes top treatments, open roll bracket covers and bottom rail. Override request to change any components must be specified at the time of order

COLOR CHART

Phifer SheerWeave Binder Collections

Fabric Drops

Screen					
Fabric Code	Fabric Collection	Color Code	Fabric Color	Bottomrail and End Caps	Wand Color
R09	5% Sheerweave 4000	01	Eco/Alabaster	White	Pure White
R09	5% Sheerweave 4000	U64	Eco/Ash	Black	Ebony
R09	5% Sheerweave 4000	02	Eco/Chalk	White	Pure White
R09	5% Sheerweave 4000	U65	Eco/Ebony	Black	Ebony
R09	5% Sheerweave 4000	06	Eco/Granite	Gray/Silver	Light Gray
R09	5% Sheerweave 4000	04	Eco/Greystone	Gray/Silver	Light Gray
R09	5% Sheerweave 4000	U60	Eco/Pebblestone	Vanilla	White
R09	5% Sheerweave 4000	U63	Eco/Pewter	Gray/Silver	Light Gray
R09	5% Sheerweave 4000	U66	Eco/Tobacco	Bronze	Mahogany Rush
P4500	5% Sheerweave 4500	V95	Cappuccino	Bronze	Mahogany Rush
P4500	5% Sheerweave 4500	P06	Chalk	White	Pure White
P4500	5% Sheerweave 4500	V96	Dark Bronze	Bronze	Mahogany Rush
P4500	5% Sheerweave 4500	V10	Ebony	Black	Ebony
P4500	5% Sheerweave 4500	Q59	Ecru	Vanilla	White
P4500	5% Sheerweave 4500	Q60	Golden Sand	Vanilla	Oak/Natural
P4500	5% Sheerweave 4500	P10	Granite	Gray/Silver	Light Gray
P4500	5% Sheerweave 4500	U32	Linen	Vanilla	White
P4500	5% Sheerweave 4500	V07	Pewter	Gray/Silver	Light Gray
P4500	5% Sheerweave 4500	V44	Sandstone	Gray/Silver	Light Gray
R10	5% Sheerweave 5000	09	Bark/Ash	Gray/Silver	Light Gray
R10	5% Sheerweave 5000	10	Bark/Pewter	Gray/Silver	Light Gray
R10	5% Sheerweave 5000	01	Bark/Tiger Oak	Bronze	Mahogany Rush
R10	5% Sheerweave 5000	07	Chenille/Driftwood	Bronze	Mahogany Rush
R10	5% Sheerweave 5000	Q43	Marble/Sand	Vanilla	White
R10	5% Sheerweave 5000	19	Metro /Platinum	Gray/Silver	Light Gray
R10	5% Sheerweave 5000	06	Tweed Oatmeal	Vanilla	White
R10	5% Sheerweave 5000	03	Tweed/Buckeye	Bronze	Mahogany Rush
R34	7% Sheerweave 5000	Q46	Bamboo/Wheat	Bronze	Ebony
R34	7% Sheerweave 5000	08	Linen/Clay	Gray/Silver	Light Gray

Light Filtering					
Fabric Code	Fabric Collection	Color Code	Fabric Color	Bottomrail and End Caps	Wand Color
P7250R	Sheerweave 7250R	RL7	Blazer	Gray/Silver	Light Gray
P7250R	Sheerweave 7250R	RL4	Chiffon	Gray/Silver	Light Gray
P7250R	Sheerweave 7250R	RL5	Chrome	Gray/Silver	Light Gray
P7250R	Sheerweave 7250R	RL6	Earl Grey	Gray/Silver	Light Gray
P7250R	Sheerweave 7250R	RL8	Raven	Black	Ebony
P7250R	Sheerweave 7250R	RL3	Sail	Gray/Silver	Light Gray
P7450	Sheerweave 7450	U87	Flint	Black	Ebony
P7450	Sheerweave 7450	U84	Seagrass	Gray/Silver	Light Gray
P7450	Sheerweave 7450	U82	Sesame	Vanilla	White
P7450	Sheerweave 7450	U85	Shale	Gray/Silver	Light Gray
P7450	Sheerweave 7450	U86	Spice	Black	Ebony
P7750R	Sheerweave 7750R	TL4	Chalk	Gray/Silver	Light Gray
P7750R	Sheerweave 7750R	TL5	Graphite	Gray/Silver	Light Gray
P7750R	Sheerweave 7750R	TL7	Onyx	Black	Ebony
P7750R	Sheerweave 7750R	TL6	Pewter	Black	Ebony

Component Set includes top treatments, open roll bracket covers and bottom rail. Override request to change any components must be specified at the time of order

Blackout					
Fabric Code	Fabric Collection	Color Code	Fabric Color	Bottomrail and End Caps	Wand Color
R11	Sheerweave 7000	01	Birch	Vanilla	Pure White
R11	Sheerweave 7000	U67	Canvas	Vanilla	White
R11	Sheerweave 7000	V41	Canyon	Gray/Silver	Light Gray
R11	Sheerweave 7000	U69	Cocoa	Bronze	Mahogany Rush
R11	Sheerweave 7000	07	Graphite	Gray/Silver	Light Gray
R11	Sheerweave 7000	Q00	Merino	White	White
R11	Sheerweave 7000	02	Mushroom	Gray/Silver	Light Gray
R11	Sheerweave 7000	03	Onyx	Black	Ebony
R11	Sheerweave 7000	V70	Porpoise	Gray/Silver	Light Gray
R11	Sheerweave 7000	04	Sand	White	White
R11	Sheerweave 7000	Q57	Wheat	Vanilla	White
R11	Sheerweave 7000	06	White	White	Pure White
P7200R	Sheerweave 7200R	RB7	Blazer	Gray/Silver	Light Gray
P7200R	Sheerweave 7200R	RB4	Chiffon	Gray/Silver	Light Gray
P7200R	Sheerweave 7200R	RB5	Chrome	Gray/Silver	Light Gray
P7200R	Sheerweave 7200R	RB6	Earl Grey	Gray/Silver	Light Gray
P7200R	Sheerweave 7200R	RB8	Raven	Black	Ebony
P7200R	Sheerweave 7200R	RB3	Sail	Gray/Silver	Light Gray
P7400	Sheerweave 7400	U87	Flint	Black	Ebony
P7400	Sheerweave 7400	U84	Seagrass	Gray/Silver	Light Gray
P7400	Sheerweave 7400	U82	Sesame	Vanilla	White
P7400	Sheerweave 7400	U85	Shale	Gray/Silver	Light Gray
P7400	Sheerweave 7400	U86	Spice	Black	Ebony
P7500	Sheerweave 7500	R39	Cloud	White	Pure White
P7500	Sheerweave 7500	R17	Dune	Vanilla	White
P7500	Sheerweave 7500	R13	Ice	White	Pure White
P7500	Sheerweave 7500	R41	Limestone	Gray/Silver	Light Gray
P7500	Sheerweave 7500	R22	Midnight	Black	Ebony
P7500	Sheerweave 7500	R99	MidnightX2	Black	Ebony
P7500	Sheerweave 7500	R97	Mist	Gray/Silver	Light Gray
P7500	Sheerweave 7500	R42	Nimbus	Gray/Silver	Light Gray
P7500	Sheerweave 7500	R20	Odyssey	Gray/Silver	Light Gray
P7500	Sheerweave 7500	S97	OrientX2	Black	Ebony
P7500	Sheerweave 7500	R21	Orient	Black	Ebony
P7500	Sheerweave 7500	R40	Porcelain	White	Pure White
P7500	Sheerweave 7500	R19	Stone	Bronze	Mahogany Rush
P7500	Sheerweave 7500	R43	Tundra	Gray/Silver	Light Gray
P7500R	Sheerweave 7500R	R45	Cloud	White	Pure White
P7500R	Sheerweave 7500R	R51	Dune	Vanilla	White
P7500R	Sheerweave 7500R	R44	Ice	White	Pure White
P7500R	Sheerweave 7500R	R47	Limestone	Gray/Silver	Light Gray
P7500R	Sheerweave 7500R	R55	Midnight	Black	Ebony
P7500R	Sheerweave 7500R	R48	Mist	Gray/Silver	Light Gray
P7500R	Sheerweave 7500R	R49	Nimbus	Gray/Silver	Light Gray
P7500R	Sheerweave 7500R	R53	Odyssey	Gray/Silver	Light Gray
P7500R	Sheerweave 7500R	R54	Orient	Black	Ebony
P7500R	Sheerweave 7500R	R46	Porcelain	White	Pure White
P7500R	Sheerweave 7500R	R52	Stone	Bronze	Mahogany Rush
P7500R	Sheerweave 7500R	R50	Tundra	Gray/Silver	Light Gray
P7700R	Sheerweave 7700R	TB4	Chalk	Gray/Silver	Light Gray
P7700R	Sheerweave 7700R	TB3	Concrete	Gray/Silver	Light Gray
P7700R	Sheerweave 7700R	TB5	Graphite	Gray/Silver	Light Gray
P7700R	Sheerweave 7700R	TB7	Onyx	Black	Ebony
P7700R	Sheerweave 7700R	TB6	Pewter	Black	Ebony

NOTE: Panel Tracks over 144" wide are spliced together at installation.



GROUP 0

GROUP 0 PANEL ONLY

LIGHT FILTERING: • Rhine - 110"

WIDTH

HEIGHT	GROUP 0 PANEL ONLY	12"	24"	30"	36"	46"
	36"	\$115	139	162	179	202
48"	128	153	178	201	228	
60"	136	168	198	223	253	
72"	148	189	218	245	284	
84"	152	197	228	257	294	
96"	155	202	236	270	310	
108"	162	211	244	276	324	
120"	163	213	253	290	336	
132"	165	222	259	297	351	
144"	171	231	270	309	364	

Fabric Drops

GROUP 0

WIDTH

LIGHT FILTERING: • Rhine - 110"

HEIGHT	GROUP 0	36"	48"	60"	72"	84"	96"	108"	120"	132"	144"	156"	168"	180"	192"	204"	216"
	36"	\$442	556	603	755	815	875	932	1016	1077	1155	1241	1298	1361	1430	1516	1563
48"	465	585	644	804	869	932	995	1089	1152	1241	1329	1393	1463	1521	1622	1674	
60"	497	623	690	856	920	987	1056	1165	1235	1313	1425	1495	1566	1630	1745	1794	
72"	530	666	737	904	983	1053	1132	1249	1327	1416	1521	1591	1672	1754	1851	1932	
84"	541	690	760	931	1007	1091	1168	1283	1361	1455	1565	1642	1723	1807	1910	1992	
96"	556	707	779	959	1035	1122	1206	1321	1404	1502	1601	1696	1783	1845	1975	2055	
108"	568	720	805	983	1063	1157	1246	1353	1446	1542	1645	1745	1830	1920	2027	2112	
120"	587	738	826	1006	1091	1174	1267	1399	1492	1575	1710	1788	1875	1966	2105	2190	
132"	597	760	839	1030	1118	1213	1305	1443	1539	1623	1739	1841	1932	2028	2142	2255	
144"	614	780	869	1057	1157	1249	1353	1478	1576	1665	1788	1896	1988	2085	2198	2318	
Track	365	454	491	629	679	720	764	841	890	940	1007	1050	1101	1141	1223	1260	

GROUP 1

GROUP 1 PANEL ONLY	
SCREEN:	• 5% Nordic Screen Plus - 118"
VINYL:	• Blackout - Solid - 72"

WIDTH

GROUP 1 PANEL ONLY	12"	24"	30"	36"	46"
36"	\$122	148	172	190	215
48"	136	163	189	214	243
60"	145	179	211	237	269
72"	157	201	232	261	302
84"	162	210	243	273	313
96"	165	215	251	287	330
108"	172	224	260	294	345
120"	173	227	269	308	357
132"	176	236	276	316	373
144"	182	246	287	329	387

Fabric Drops

HEIGHT

GROUP 1	
SCREEN:	• 5% Nordic Screen Plus - 118"
VINYL:	• Blackout - Solid - 72"

WIDTH

GROUP 1	36"	48"	60"	72"	84"	96"	108"	120"	132"	144"	156"	168"	180"	192"	204"	216"
36"	\$470	591	642	803	867	931	992	1081	1146	1229	1320	1381	1448	1521	1613	1663
48"	495	622	685	855	924	992	1059	1158	1226	1320	1414	1482	1556	1618	1726	1781
60"	529	663	734	911	979	1050	1123	1239	1314	1397	1516	1590	1666	1734	1856	1909
72"	564	709	784	962	1046	1120	1204	1329	1412	1506	1618	1693	1779	1866	1969	2055
84"	575	734	808	990	1071	1161	1243	1365	1448	1548	1665	1747	1833	1922	2032	2119
96"	591	752	829	1020	1101	1194	1283	1405	1494	1598	1703	1804	1897	1963	2101	2186
108"	604	766	856	1046	1131	1231	1326	1439	1538	1640	1750	1856	1947	2043	2156	2247
120"	624	785	879	1070	1161	1249	1348	1488	1587	1675	1819	1902	1995	2092	2239	2330
132"	635	809	893	1096	1189	1290	1388	1535	1637	1727	1850	1958	2055	2157	2279	2399
144"	653	830	924	1124	1231	1329	1439	1572	1677	1771	1902	2017	2115	2218	2338	2466
Track	365	454	491	629	679	720	764	841	890	940	1007	1050	1101	1141	1223	1260

HEIGHT

NOTE: Panel Tracks over 144" wide are spliced together at installation.



GROUP 2

GROUP 2 PANEL ONLY	
LIGHT FILTERING:	• Baltic - 110" • Carrara - 110" • Vail - 110"
BLACKOUT:	• Scala Blackout - 110" • Vail Blackout - 110"
SCREEN:	• 3% Nordic Screen Plus - 118"

WIDTH

HEIGHT	GROUP 2 PANEL ONLY	12"	24"	30"	36"	46"
	36"	\$128	157	182	208	235
	48"	141	178	206	235	272
	60"	154	200	232	265	307
	72"	173	225	264	302	350
	84"	176	237	280	317	371
	96"	182	248	292	333	392
	108"	189	264	311	354	416
	120"	192	272	317	371	440
	144"	206	292	351	408	481

Fabric Drops

GROUP 2	
LIGHT FILTERING:	• Baltic - 110" • Carrara - 110" • Vail - 110"
BLACKOUT:	• Scala Blackout - 110" • Vail Blackout - 110"
SCREEN:	• 3% Nordic Screen Plus - 118"

WIDTH

HEIGHT	GROUP 2	36"	48"	60"	72"	84"	96"	108"	120"	132"	144"	156"	168"	180"	192"	204"	216"
	36"	\$485	608	673	841	913	981	1050	1156	1216	1286	1393	1474	1535	1610	1703	1781
	48"	522	663	732	901	986	1048	1130	1236	1310	1410	1512	1604	1662	1745	1866	1927
	60"	559	714	790	976	1061	1135	1233	1339	1426	1532	1643	1720	1802	1895	2028	2096
	72"	602	770	861	1056	1134	1231	1322	1458	1549	1645	1770	1871	1968	2065	2183	2279
	84"	625	796	897	1089	1188	1290	1388	1516	1615	1719	1871	1962	2055	2160	2280	2380
	96"	650	829	921	1131	1236	1343	1447	1568	1690	1798	1940	2055	2158	2263	2393	2496
	108"	670	856	950	1164	1270	1392	1505	1635	1763	1876	2021	2116	2222	2333	2496	2605
	120"	694	879	992	1209	1326	1430	1556	1693	1826	1953	2107	2201	2314	2427	2594	2706
	132"	716	909	1026	1260	1377	1484	1624	1769	1884	2015	2179	2309	2424	2543	2686	2836
144"	741	946	1057	1296	1426	1549	1663	1820	1968	2102	2247	2380	2501	2626	2806	2920	
Track	365	454	491	629	679	720	764	841	890	940	1007	1050	1101	1141	1223	1260	

GROUP 3

GROUP 3 PANEL ONLY	
LIGHT FILTERING:	• Arches - 118" • Linview - 118" • Montero - 94" • Ranger - 110" • Santa Cruz - 94" • Sorrento - 108"
BLACKOUT:	• Baltic Blackout - 110" • Ranger Blackout - 110" • Santa Cruz Blackout - 94" • Sheerweave 7500 - 118" • Sheerweave 7500R - 118"
SCREEN:	• 1% Nordic Screen Plus - 118" • 10% E Screen - 122" • 10% Sheerweave 4100 - 98" • 3% Tweed Screen - 118" • 5% Ecoscape Screen - 118" • 5% EnduroScreen - 98" • 5% Environs Screen - 118" • 5% Spectra Screen - 118" • 5% Willow Screen - 118"

WIDTH

HEIGHT	GROUP 3 PANEL ONLY				
	12"	24"	30"	36"	46"
36"	\$135	171	192	220	254
48"	145	190	222	254	292
60"	165	218	254	290	341
72"	182	246	289	331	392
84"	189	261	308	355	424
96"	198	280	330	376	445
108"	206	292	349	400	480
120"	214	308	363	421	505
132"	218	323	383	446	534
144"	225	334	404	470	561

Fabric Drops

GROUP 3	
LIGHT FILTERING:	• Arches - 118" • Linview - 118" • Montero - 94" • Ranger - 110" • Santa Cruz - 94" • Sorrento - 108"
BLACKOUT:	• Baltic Blackout - 110" • Ranger Blackout - 110" • Santa Cruz Blackout - 94" • Sheerweave 7500 - 118" • Sheerweave 7500R - 118"
SCREEN:	• 1% Nordic Screen Plus - 118" • 10% E Screen - 122" • 10% Sheerweave 4100 - 98" • 3% Tweed Screen - 118" • 5% Ecoscape Screen - 118" • 5% EnduroScreen - 98" • 5% Environs Screen - 118" • 5% Spectra Screen - 118" • 5% Willow Screen - 118"

WIDTH

HEIGHT	GROUP 3															
	36"	48"	60"	72"	84"	96"	108"	120"	132"	144"	156"	168"	180"	192"	204"	216"
36"	\$505	633	701	871	947	1024	1096	1205	1265	1357	1461	1545	1620	1680	1798	1862
48"	545	685	771	951	1035	1108	1194	1307	1388	1489	1596	1694	1776	1866	1971	2062
60"	596	745	838	1032	1119	1216	1302	1435	1522	1639	1754	1862	1957	2050	2169	2265
72"	644	818	909	1114	1225	1317	1432	1560	1658	1782	1913	2028	2123	2233	2362	2468
84"	670	850	958	1164	1287	1394	1506	1644	1752	1886	2028	2144	2253	2367	2497	2612
96"	694	897	1007	1229	1339	1454	1570	1721	1834	1974	2130	2250	2367	2485	2655	2774
108"	725	925	1043	1276	1393	1522	1653	1820	1936	2062	2245	2350	2466	2625	2774	2891
120"	759	969	1091	1329	1471	1590	1711	1888	2009	2174	2340	2475	2602	2731	2887	3011
132"	784	1015	1140	1382	1526	1650	1791	1974	2101	2245	2455	2567	2693	2831	3026	3157
144"	816	1040	1189	1426	1585	1730	1862	2067	2194	2346	2532	2685	2819	2957	3167	3299
Track	365	454	491	629	679	720	764	841	890	940	1007	1050	1101	1141	1223	1260

GROUP 4

GROUP 4 PANEL ONLY	
LIGHT FILTERING:	• Juniper - 110" • Lavish - 110" • Sequoia - 110" • Sheerweave 7250R - 118" • Sheerweave 7750R - 118"
BLACKOUT:	• Arches Blackout - 118" • Chesapeake Blackout - 94" • Linview Blackout - 118" • Sheerweave 7200R - 118" • Sheerweave 7700R - 118"
SCREEN:	• 1% EnduroScreen - 98" • 1% Environs Screen - 118" • 3% Ecoscape Screen - 118" • 3% EnduroScreen - 98" • 3% Environs Screen - 118"

WIDTH

HEIGHT	GROUP 4 PANEL ONLY	12"	24"	30"	36"	46"
	36"	\$139	178	211	237	275
48"	154	208	241	273	321	
60"	173	237	276	321	376	
72"	193	272	317	367	437	
84"	201	289	345	398	479	
96"	212	308	366	426	510	
108"	222	329	391	454	543	
120"	229	345	416	481	575	
132"	241	361	436	510	618	
144"	248	384	460	533	653	

Fabric Drops

GROUP 4	
LIGHT FILTERING:	• Juniper - 110" • Lavish - 110" • Sequoia - 110" • Sheerweave 7250R - 118" • Sheerweave 7750R - 118"
BLACKOUT:	• Arches Blackout - 118" • Chesapeake Blackout - 94" • Linview Blackout - 118" • Sheerweave 7200R - 118" • Sheerweave 7700R - 118"
SCREEN:	• 1% EnduroScreen - 98" • 1% Environs Screen - 118" • 3% Ecoscape Screen - 118" • 3% EnduroScreen - 98" • 3% Environs Screen - 118"

WIDTH

HEIGHT	GROUP 4	36"	48"	60"	72"	84"	96"	108"	120"	132"	144"	156"	168"	180"	192"	204"	216"
	36"	\$527	666	742	919	1000	1077	1147	1264	1344	1427	1539	1625	1710	1794	1895	1983
48"	575	734	812	1001	1092	1183	1282	1405	1491	1585	1726	1808	1894	1991	2123	2194	
60"	630	803	904	1096	1206	1306	1399	1542	1658	1764	1895	2006	2109	2212	2335	2441	
72"	683	871	990	1211	1320	1433	1540	1699	1806	1942	2087	2212	2318	2436	2573	2688	
84"	718	924	1042	1268	1401	1521	1639	1794	1909	2055	2206	2335	2458	2577	2720	2844	
96"	760	965	1099	1339	1463	1585	1736	1905	2022	2152	2319	2457	2609	2738	2894	3023	
108"	790	1010	1154	1394	1538	1683	1824	1990	2137	2279	2449	2596	2756	2894	3060	3196	
120"	823	1057	1201	1447	1598	1757	1918	2088	2249	2397	2586	2738	2907	3052	3226	3367	
132"	858	1105	1259	1523	1688	1843	2006	2184	2355	2512	2707	2870	3049	3200	3381	3528	
144"	888	1149	1313	1577	1750	1933	2090	2284	2463	2627	2834	3002	3195	3349	3541	3691	
Track	365	454	491	629	679	720	764	841	890	940	1007	1050	1101	1141	1223	1260	

GROUP 5

GROUP 5 PANEL ONLY	
LIGHT FILTERING:	• Alpine - 118" • Aqua-Tex - 118" • Bellflower - 118" • Claudio - 110" • Delhi - 110" • Drizzle - 94" • Sheerweave 7450 - 118"
BLACKOUT:	• Claudio Blackout - 110" • Juniper Blackout - 110"
SCREEN:	<ul style="list-style-type: none"> • 1% E Screen - 122" • 1% Sheerweave 4901 - 98" • 1% Sheerweave 5000 - 98" • 10% Sheerweave 2360 - 126" • 10% Sheerweave 5000 - 98" • 3% Bellflower - 118" • 3% Delhi - 118" • 3% E Screen - 122" • 3% Sheerweave 2410 - 126" • 3% Sheerweave 2703 - 126" • 3% Sheerweave 4400 - 126" • 3% Sheerweave 4600 - 98" • 3% Sheerweave 4903 - 98" • 3% Sheerweave 5000 - 98" • 5% E Screen - 122" • 5% M Screen Deco - 98" • 5% Sheerweave 2000 - 126" • 5% Sheerweave 2390 - 126" • 5% Sheerweave 2705 - 98" • 5% Sheerweave 4000 - 126" • 5% Sheerweave 4500 - 126" • 5% Sheerweave 5000 - 98" • 7% Sheerweave 5000 - 98"

WIDTH

HEIGHT	GROUP 5 PANEL ONLY				
	12"	24"	30"	36"	46"
36"	\$142	187	220	248	290
48"	158	216	257	290	343
60"	178	251	294	341	408
72"	206	290	345	398	474
84"	215	313	371	429	515
96"	225	337	401	463	554
108"	237	357	425	498	598
120"	247	376	457	530	642
132"	260	404	480	559	683
144"	269	423	505	593	730

Fabric Drops

GROUP 5	
LIGHT FILTERING:	• Alpine - 118" • Aqua-Tex - 118" • Bellflower - 118" • Claudio - 110" • Delhi - 110" • Drizzle - 94" • Sheerweave 7450 - 118"
BLACKOUT:	• Claudio Blackout - 110" • Juniper Blackout - 110"
SCREEN:	<ul style="list-style-type: none"> • 1% E Screen - 122" • 1% Sheerweave 4901 - 98" • 1% Sheerweave 5000 - 98" • 10% Sheerweave 2360 - 126" • 10% Sheerweave 5000 - 98" • 3% Bellflower - 118" • 3% Delhi - 118" • 3% E Screen - 122" • 3% Sheerweave 2410 - 126" • 3% Sheerweave 2703 - 126" • 3% Sheerweave 4400 - 126" • 3% Sheerweave 4600 - 98" • 3% Sheerweave 4903 - 98" • 3% Sheerweave 5000 - 98" • 5% E Screen - 122" • 5% M Screen Deco - 98" • 5% Sheerweave 2000 - 126" • 5% Sheerweave 2390 - 126" • 5% Sheerweave 2705 - 98" • 5% Sheerweave 4000 - 126" • 5% Sheerweave 4500 - 126" • 5% Sheerweave 5000 - 98" • 7% Sheerweave 5000 - 98"

WIDTH

HEIGHT	GROUP 5															
	36"	48"	60"	72"	84"	96"	108"	120"	132"	144"	156"	168"	180"	192"	204"	216"
36"	\$538	688	766	946	1028	1114	1195	1306	1383	1489	1602	1677	1759	1845	1973	2067
48"	591	748	846	1043	1134	1229	1322	1466	1557	1653	1797	1886	1971	2071	2215	2315
60"	658	838	941	1140	1258	1365	1481	1631	1734	1839	1996	2092	2220	2330	2489	2573
72"	714	920	1032	1265	1393	1523	1650	1796	1908	2049	2198	2355	2484	2593	2774	2867
84"	748	969	1103	1340	1476	1621	1754	1921	2043	2195	2355	2495	2615	2744	2937	3070
96"	794	1018	1171	1414	1572	1693	1858	2037	2194	2330	2502	2650	2813	2954	3123	3266
108"	834	1084	1229	1489	1651	1820	1958	2152	2287	2465	2644	2833	2974	3123	3301	3455
120"	884	1131	1296	1571	1727	1902	2055	2263	2439	2597	2788	2954	3139	3333	3485	3686
132"	921	1187	1362	1656	1820	2000	2180	2377	2560	2755	2961	3141	3290	3492	3698	3859
144"	958	1251	1420	1714	1891	2097	2275	2514	2707	2883	3099	3283	3486	3660	3873	4095
Track	365	454	491	629	679	720	764	841	890	940	1007	1050	1101	1141	1223	1260

GROUP 6

GROUP 6 PANEL ONLY	
LIGHT FILTERING:	• Adelaide - 118" • Bamboo - 118" • Bonn - 98" • Brilliance - 118" • Heritage - 110" • Lady Amherst - 118" • Pacific - 122" • Queensland - 118" • Urban - 118"
BLACKOUT:	• Alpine Blackout - 118" • Aqua-Tex Blackout - 114" • Bellflower Blackout - 118" • Brilliance Blackout - 118" • Delhi Blackout - 110"
SCREEN:	• 1% S Screen - 122" • 1% Sheerweave 2500 - 126" • 1% Sheerweave 2701 - 126" • 1% Sheerweave 4001 - 126" • 3% Bamboo - 118" • 3% Lady Amherst - 118" • 3% Sovereign - 118" • 4% S Screen - 122"

WIDTH

HEIGHT	GROUP 6 PANEL ONLY	12"	24"	30"	36"	46"
	36"	\$152	212	247	283	337
48"	176	248	295	340	408	
60"	201	294	346	401	483	
72"	229	343	410	479	573	
84"	246	374	444	522	634	
96"	261	404	485	565	692	
108"	276	432	518	608	742	
120"	289	466	555	653	809	
132"	304	493	593	694	858	
144"	323	518	633	741	922	

Fabric Drops

GROUP 6	
LIGHT FILTERING:	• Adelaide - 118" • Bamboo - 118" • Bonn - 98" • Brilliance - 118" • Heritage - 110" • Lady Amherst - 118" • Pacific - 122" • Queensland - 118" • Urban - 118"
BLACKOUT:	• Alpine Blackout - 118" • Aqua-Tex Blackout - 114" • Bellflower Blackout - 118" • Brilliance Blackout - 118" • Delhi Blackout - 110"
SCREEN:	• 1% S Screen - 122" • 1% Sheerweave 2500 - 126" • 1% Sheerweave 2701 - 126" • 1% Sheerweave 4001 - 126" • 3% Bamboo - 118" • 3% Lady Amherst - 118" • 3% Sovereign - 118" • 4% S Screen - 122"

WIDTH

HEIGHT	GROUP 6	36"	48"	60"	72"	84"	96"	108"	120"	132"	144"	156"	168"	180"	192"	204"	216"
	36"	\$584	742	834	1038	1123	1222	1308	1445	1548	1658	1782	1886	1979	2075	2200	2296
48"	653	843	948	1166	1270	1382	1501	1639	1759	1884	2018	2139	2242	2354	2516	2605	
60"	726	941	1070	1292	1430	1544	1675	1862	1977	2119	2281	2420	2539	2667	2850	2987	
72"	807	1048	1189	1447	1594	1727	1884	2074	2222	2402	2568	2717	2850	3020	3232	3358	
84"	871	1118	1286	1556	1715	1858	2033	2243	2409	2580	2776	2945	3092	3243	3468	3636	
96"	913	1194	1370	1639	1822	2008	2183	2388	2592	2770	2984	3162	3319	3481	3728	3909	
108"	967	1262	1441	1737	1945	2135	2328	2552	2739	2964	3190	3381	3546	3728	3986	4181	
120"	1038	1329	1538	1866	2064	2286	2472	2693	2920	3162	3408	3610	3791	3980	4254	4460	
132"	1092	1414	1629	1958	2191	2405	2625	2857	3103	3314	3616	3828	4017	4222	4512	4687	
144"	1138	1476	1720	2059	2313	2524	2771	3029	3247	3513	3791	4014	4257	4471	4788	4968	
Track	365	454	491	629	679	720	764	841	890	940	1007	1050	1101	1141	1223	1260	

NOTE: Panel Tracks over 144" wide are spliced together at installation.



GROUP 7

GROUP 7 PANEL ONLY	
LIGHT FILTERING:	• York - 118"
ROOM DARKENING:	• Urban Room Darkening - 118"
BLACKOUT:	• Adelaide Blackout - 114" • Bamboo Blackout - 118" • Cusco Blackout - 110" • Heritage Blackout - 110" • Lady Amherst Blackout - 118" • Pacific Blackout - 121" • Queensland Blackout - 114" • Sheerweave 7400 - 118"

WIDTH

GROUP 7 PANEL ONLY	12"	24"	30"	36"	46"
36"	\$182	251	295	337	404
48"	211	296	355	405	485
60"	243	350	416	481	579
72"	275	409	491	569	689
84"	292	449	532	624	762
96"	311	483	584	677	829
108"	331	520	622	730	890
120"	346	559	667	781	969
132"	363	591	709	834	1028
144"	384	622	760	887	1105

HEIGHT

Fabric Drops

GROUP 7	
LIGHT FILTERING:	• York - 118"
ROOM DARKENING:	• Urban Room Darkening - 118"
BLACKOUT:	• Adelaide Blackout - 114" • Bamboo Blackout - 118" • Cusco Blackout - 110" • Heritage Blackout - 110" • Lady Amherst Blackout - 118" • Pacific Blackout - 121" • Queensland Blackout - 114" • Sheerweave 7400 - 118"

WIDTH

GROUP 7	36"	48"	60"	72"	84"	96"	108"	120"	132"	144"	156"	168"	180"	192"	204"	216"
36"	\$699	890	997	1243	1348	1466	1572	1733	1858	1992	2139	2260	2373	2493	2636	2758
48"	781	1007	1138	1397	1525	1660	1798	1963	2109	2259	2424	2567	2690	2824	3020	3124
60"	870	1129	1283	1549	1714	1851	2009	2238	2371	2543	2737	2905	3048	3200	3421	3585
72"	965	1259	1430	1737	1914	2071	2259	2489	2668	2883	3081	3261	3421	3621	3875	4028
84"	1044	1340	1542	1866	2060	2226	2438	2691	2890	3096	3333	3533	3711	3888	4161	4361
96"	1096	1433	1641	1963	2186	2406	2615	2865	3108	3324	3579	3794	3982	4177	4473	4692
108"	1159	1515	1730	2083	2334	2560	2792	3062	3288	3555	3828	4056	4254	4473	4783	5016
120"	1243	1594	1840	2239	2472	2742	2966	3232	3506	3794	4088	4331	4545	4773	5102	5351
132"	1307	1695	1955	2349	2632	2887	3146	3431	3723	3978	4336	4594	4822	5067	5416	5623
144"	1365	1770	2067	2468	2771	3029	3325	3636	3899	4217	4545	4818	5110	5367	5745	5964
Track	365	454	491	629	679	720	764	841	890	940	1007	1050	1101	1141	1223	1260

HEIGHT

NOTE: Panel Tracks over 144" wide are spliced together at installation.



GROUP 8

GROUP 8 PANEL ONLY	
LIGHT FILTERING:	• Aegean - 78 3/4"
BLACKOUT:	• Aries Blackout - 118" • Horizon Blackout - 110" • Sheerweave 7000 - 118" • Zen Blackout - 78 3/4"

WIDTH

Fabric Drops

HEIGHT	GROUP 8 PANEL ONLY	12"	24"	30"	36"	46"
	36"	\$225	313	369	420	501
	48"	261	371	444	506	607
	60"	304	437	520	599	724
	72"	345	510	613	711	860
	84"	365	561	666	780	950
	96"	388	602	728	848	1036
	108"	414	649	775	913	1115
	120"	432	697	834	976	1209
	132"	454	739	886	1042	1286
	144"	481	775	948	1110	1381

GROUP 8	
LIGHT FILTERING:	• Aegean - 78 3/4"
BLACKOUT:	• Aries Blackout - 118" • Horizon Blackout - 110" • Sheerweave 7000 - 118" • Zen Blackout - 78 3/4"

WIDTH

HEIGHT	GROUP 8	36"	48"	60"	72"	84"	96"	108"	120"	132"	144"	156"	168"	180"	192"	204"	216"
	36"	\$871	1115	1247	1554	1688	1831	1963	2167	2321	2488	2671	2825	2966	3114	3294	3445
	48"	976	1259	1421	1745	1909	2074	2249	2457	2635	2824	3027	3208	3361	3530	3771	3905
	60"	1085	1410	1604	1937	2141	2315	2511	2795	2964	3178	3421	3625	3808	3999	4277	4482
	72"	1206	1572	1784	2172	2392	2590	2824	3111	3336	3605	3849	4073	4277	4526	4843	5033
	84"	1304	1677	1925	2331	2573	2785	3048	3363	3612	3870	4167	4416	4636	4861	5199	5449
	96"	1366	1790	2051	2457	2732	3010	3271	3582	3885	4153	4471	4742	4980	5221	5592	5864
	108"	1447	1893	2160	2605	2916	3200	3490	3828	4110	4442	4786	5068	5317	5592	5977	6268
	120"	1554	1995	2297	2796	3092	3430	3711	4039	4382	4742	5110	5414	5685	5968	6379	6690
	132"	1635	2119	2441	2935	3290	3608	3933	4287	4652	4972	5420	5742	6027	6336	6771	7030
	144"	1707	2214	2582	3086	3466	3788	4157	4543	4872	5269	5685	6020	6389	6708	7179	7450
	Track	365	454	491	629	679	720	764	841	890	940	1007	1050	1101	1141	1223	1260

NOTE: Panel Tracks over 144" wide are spliced together at installation.



CORNICE

WIDTH


Fabric Cornice	24" - 48"	48-1/8" - 84"	84-1/8 - 216"
		\$133	186

Fabric Cornice Keystone(s)	\$55
Fabric Cornice Returns Only	\$50

OPTIONS & FEATURES

Panel Attachment

- Heavy-duty Velcro sewn to backside of material.
- Provides easy panel installation & removal to carrier glides.



Controls

- Wand draw



Note: To conceal the track, Fabric Cornice top treatment options are recommended.

Bottom Rail Options

Heat Sealed Aluminum (~1-1/4")

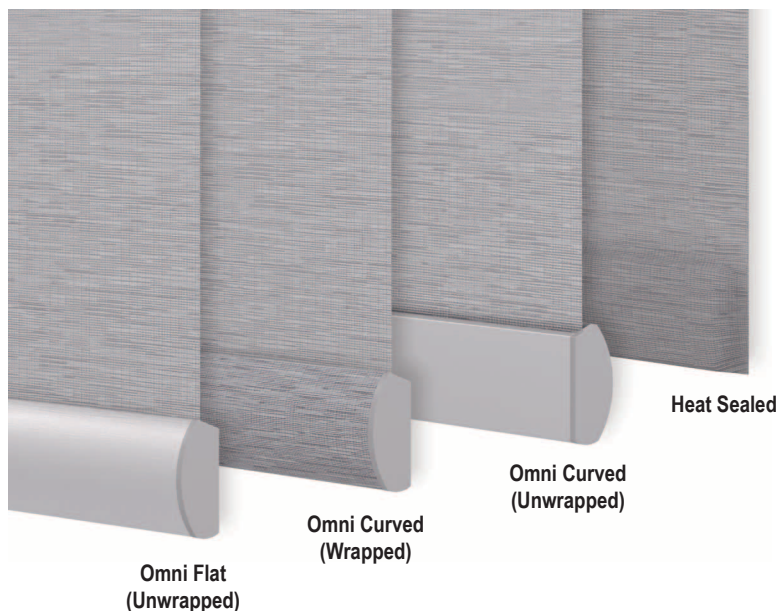
Below fabrics are only available with Omni Bottom Rail

- 1% , 3% , 5% Clean Screen
- Sheerweave 7500/7500R
- Sheerweave 7700R

Omni Bottom Rail (~ 1-1/8")

Available in configurations below and in colors of white, vanilla, bronze, black and silver.

- Omni Curved Unwrapped
- Omni Flat Unwrapped
- Omni Curved Wrapped (only front face of rail is wrapped)



FABRIC CORNICE OPTION


- Available with Panel Track or as a stand alone cornice.
- Refer to Collection Information Section for available patterns.
- Minimum Width – 12"
- Maximum Shade Width - 168" (with splice)
- Maximum Continuous and Stand Alone Valance - 192" (with splice)
- Standard Cornice Height – 6"
- Optional Cornice Height – 4" & 8"
- Inside or outside Mount – 1-1/2" to 8" depth returns at 1/2" increments (i.e. 6", 6.5")
- To avoid any visible seam, fabric cornice ordered width must be 4" less than the fabric roll width. If needed, keystone(s) can be purchased to hide the seams.



FABRIC CORNICE OPTION

Keystones

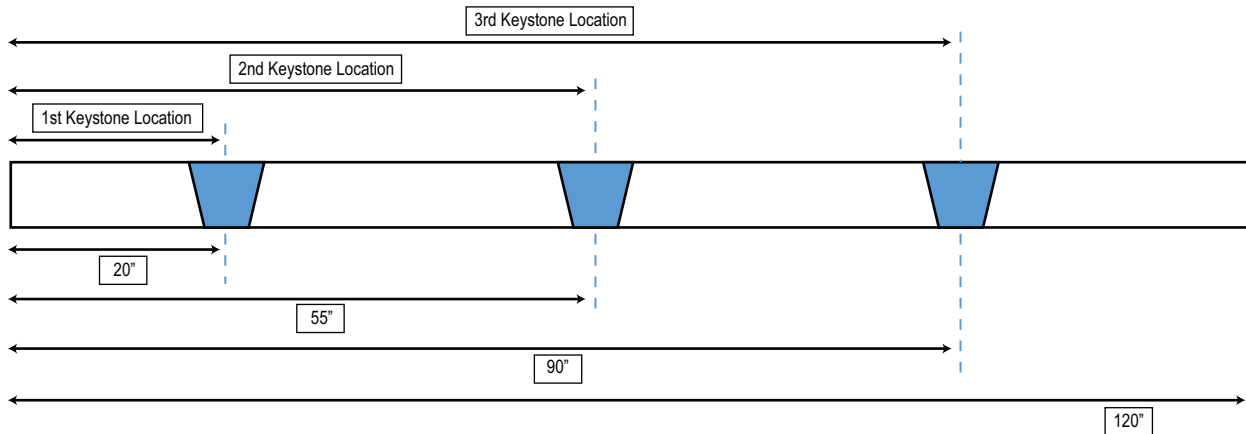
- Up to three keystones can be ordered for each cornice (refer to the surcharge page for price)
- Keystone is available in square or trapezoid (wide side up) shape.
- Keystone is also available for ordering with non-spliced cornices under 144".
- All fabric cornices that exceed 144" will be spliced. Brackets with screws will be provided to connect the spliced cornice.



- Splicing Details:
 - Spliced location will be at the center of the keystone(s)
 - Standard Position: Keystones are evenly positioned on the cornice.
 - Custom Position: The location(s) for the keystone(s) can be customized. All spliced sections must be equal to or greater than 12" and cannot exceed 144".

Example:
Cornice Total Width: 120"
1st Keystone (Splice) Location: 20"
2nd Keystone (Splice) Location: 55"
3rd Keystone (Splice) Location: 90"

- All spliced locations should measure from the left edge of the entire cornice to the center of the keystone(s).



There may be some visual puckering on the cornice when the cornice width exceeds 96". These are normal characteristics and request for remakes and/or credits will not be considered. We strongly recommend splicing the cornice when wider than 96".

FINISHED DIMENSIONS

For all options below,
 Shade Height = Ordered Height - 1/2" (Inside Mount)
 Shade Height = Ordered Height (Outside Mount & Net Mount)


Panel Track with NO TOP TREATMENT	Inside Mount (IB)	Outside Mount (OB)
Panel Track*	Ordered Width - 1/4"	Ordered Width
Overall Panel Width	Ordered Width - 1-3/8" (± 1/8")	Ordered Width - 7/8" (± 1/8")

Panel Track with FABRIC CORNICE	Inside Mount	Outside Mount
Panel Track*	Ordered Width - 1/4"	Ordered Width
Overall Panel Width	Ordered Width - 1-3/8" (± 1/8")	Ordered Width - 7/8" (± 1/8")
Valance with no returns	Ordered width - 1/8"	Ordered Width + 1-1/2"
Valance with returns	Ordered Width + 1-1/2"	Ordered Width + 1-1/2"


* Panel width allowance: -1 3/8" (IB) and -7/8" (OB)

FABRIC CORNICE ONLY	Inside Mount	Outside Mount
Valance with no returns	Ordered width - 1/8"	Ordered Width + 1-1/2"
Valance with returns	Ordered Width + 1-1/2"	Ordered Width + 1-1/2"

Ordered Width (IB)
 Headrail Width: Ordered Width - 1/4"



Ordered Width (OB)
 Ordered Width (OB) = Headrail Width



PRODUCT SPECIFICATIONS

How To Order

Wand Control

- Wood wand size: 36".
- Some configurations require dual wands. Lead panel on each side will come with a wand.

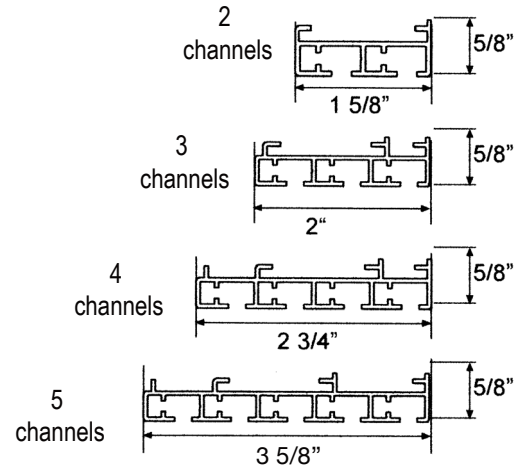
Panel Stack Configurations

- Specify panel configuration from choices below.
- Approximately 3" material overlap when panels in fully closed position.
- Each stacking side will have 1 fixed panel.
- Free floating panels available on one-way up to 5 panels only.

Split stack configurations available.

Each panel comes with wand.



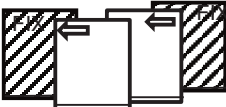
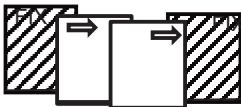

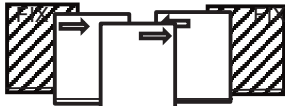
Panels not interconnected with each other; each panel hand operated independently and can be positioned any place along the track.



Number of Panels	(Overall Width)	Stack Position / Configurations ("Room View" - Each stacked side will have 1 fixed panel)		
		Single Stack Left Stack	Single Stack Right Stack	Split Stack Note: Comes with Dual Wand (if ordered with wand control)
2 Panels (1 overlap)	21" - 89"	2L – two panels stack left (2 channel track)	2R – two panels stack right (2 channel track)	NA
3 Panels (2 overlaps)	30" - 132"	3L – three panels stack left (3 channel track)	3R – three panels stack right (3 channel track)	NA
4 Panels (2 or 3 overlaps depending on number of stacks)	39" - 175"	4L – four panels stack left (4 channel track)	4R – four panels stack right (4 channel track)	2L2R – two panels stack left, two panels stack right (2 channel track)
5 Panels (4 overlaps)	48" - 218"	5L – five panels stack left (5 channel track)	5R – five panels stack right (5 channel track)	NA

* Note: All fabrics are included under these configurations except 3% Sheerweave 5000

PRODUCT SPECIFICATIONS

Number of Panels	(Overall Width)	Stack Position / Configurations Option for Split Stack (odd number Panels) and Center Closure front Panel as leading panel ("Room View" - Each stacked side will have 1 fixed panel on rear)	
		Split Stack (odd number Panels) Note: 1L2R/2L1R, 3L1R/1L3R are available with Cord Control and Wand Control, 2L3R/3L2R only with Wand Control.	
2 Panels (1 overlap)	21" - 89"	NA	NA
3 Panels (2 overlaps)	30" - 132"	1L2R * – One panel stack right, Two panels stack left, (2 channel track)	2L1R * – Two panel stack right, one panel stack left (2 channel track)
			
4 Panels (2 or 3 overlaps depending on number of stacks)	39" - 175"	1L3R * – One panel stack left, Three panels stack right (3 channel track)	3L1R * – Three panels stack left, one panel stack right (3 channel track)
			
5 Panels (4 overlaps)	48" - 218"	2L3R * – Two panels stack left, three panels stack right (3 channel track)	3L2R * – Three panels stack left, two panels stack right (3 channel track)
			

* Note: All fabrics are included under these configurations except 3% Sheerweave 5000

PRODUCT SPECIFICATIONS

Panel Track Profile

- White painted aluminum profile.
- See mounting depth requirements on page 21 for panel track sizes.



Panel Track Splice

- Automatically comes with any window opening over 144" wide – track ships from factory in (2) equal size pieces.
- Recommended (request when placing order) with window openings over 100" wide to reduce risk of freight damage and provide easier handling by installers.
- Splice plate easily & securely connects separate tracks together to operate as a single track unit.
- Installers prefer the convenience of handling smaller tracks on the job site, then connecting together at installation.

Panel Size / Stacking Width

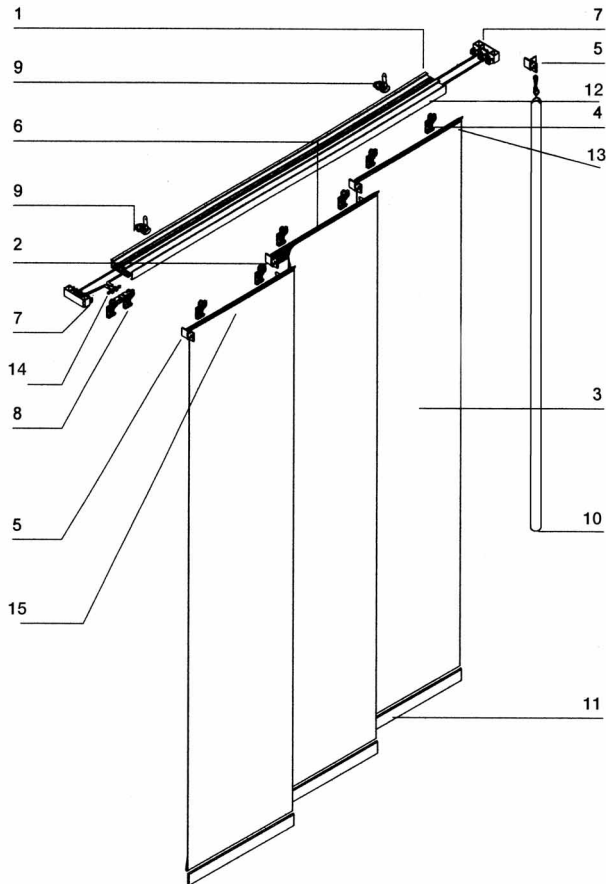
- **12" Minimum Panel Width** (includes 3" for overlap).
- **12" Minimum Panel Height**.
- **46" Maximum Panel Width** (includes 3" for overlap).
- **144" Maximum Panel Height**.
- individual panel size varies depending on overall shade width & panel configuration.

NOTE: The smaller the panel width, the narrower the stacking space

To calculate stacking width; overall width + (number of overlaps x 3) then divide by number of panels

Example # 1 – 3 panel 112" W + 6 (2 overlaps x 3 = 6) = 118 divide by 3 panels = 39-3/8" stacking / panel width

Example # 2 – 4 panel 112" W + 9 (3 overlaps x 3 = 9) = 121 divide by 4 panels = 30-1/4" stacking / panel width



1. Aluminum Track
2. Sliding Panel w/Velcro
3. Fabric
4. Support w/Needle
5. Double L Bracket Angle
6. L-Bracket Angle
7. Channel Guide
8. Double Support (front or Back)
9. Installation Clip
10. Control Wand
11. Flat Weight
12. Panel Stop Screw
13. End Cap
14. Brass Cord Locking Nut
15. Velcro Velour
16. Splice (not pictured)
17. Splice (not pictured)


PANEL TRACK SPECIFICATIONS

Panel Track Brackets



(A)

Inside / Ceiling Mount
Used on 2 and 3 channel track
Bracket Clip
(Part #181-CA-00700)



(B)

Inside / Ceiling Mount
Used on 4 and 5 channel track
Bracket Clip
(Part #181-CA-00600)



(C)

Outside / Wall Mount
Used on all tracks
Installation Bracket
(Part #30-CA-06600)

Mounting Depth Requirements

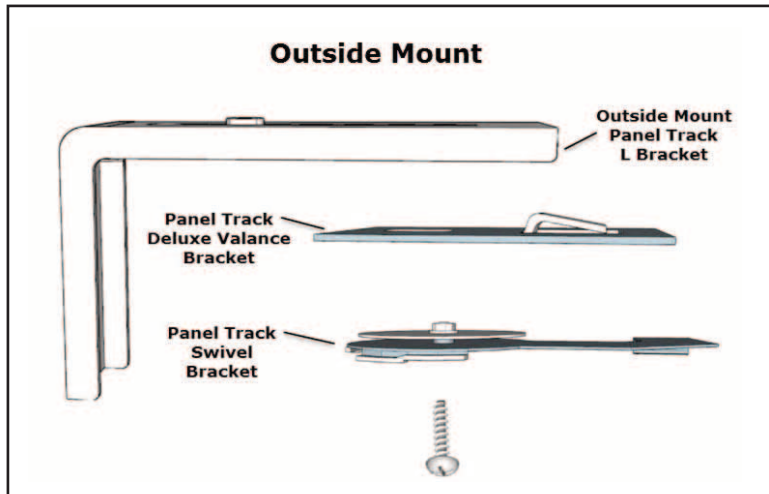
Number Track Channels	IB Mount Flush Mount Depth	IB Mount W/ Valance Flush Mount Depth	IB Mount Minimum Depth	OB Mount Wall Clearance	OB Mount Overall Projection
2	2-1/2"	3-1/2"	1-3/4"	2-1/2" – 3-1/8"	4-1/8" – 4-3/4"
3	2-3/4"	3-3/4"	1-3/4"	2-1/2" – 3-1/8"	4-1/2" – 5-1/4"
4	3-1/2"	4-1/2"	1-3/4"	2-1/2" – 3-1/8"	5-1/4" – 6"
5	3-1/2"	4-1/2"	2"	1-3/4" – 4"	5-1/8" – 7-3/8"

Deductions

	IB Mount	OB Mount
Headrail Width	- 1/4"	net
Panel Width Allowance	- 1 3/8"	- 7/8"
Overall Height	- 1/2"	net

Fabric Cornice Bracket Kits

OM 6" return depth (2 brackets): Part #KIT6173
 OM 6" return depth (3 brackets): Part #KIT6176
 Custom return depth (6.5, 7, 7.5, 8): Part #KIT6205
 Inside Mount - No Returns (2 brackets): Part #KIT6177
 Inside Mount - No Returns (3 brackets): Part #KIT6181



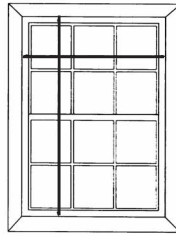
PANEL TRACK HOW TO MEASURE

**Note: Projection of window handles / cranks could interfere with panel track panels.
Refer to "mounting depth requirements" above for projection clearance**

Inside Mount (IB) Installation - Window

To find width: Measure the opening across the top where the headrail is to be installed from inside of jamb on left to inside of jamb on right. **Round the measurement down to the nearest 1/8". Refer to mounting depth requirements.**

To find height: Measure from the inside top of the opening on the left, at the center, and on the right to the sill; **round the measurement down to the nearest 1/8" and note the smallest dimension. Do not make any allowances: the factory will make all adjustments so the headrail will fit the opening properly and the panels will clear the sill by 1/2".**



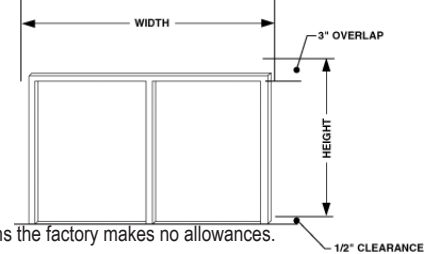
Inside Mount

Outside Mount (OB) Installation - Patio Door / Room Divider

To find width: Measure the width of the area to be covered at the place where the headrail will be installed to the nearest 1/8". Blind should overlap opening at least 4" on each side.

To find height: Measure the height of the area to be covered and **round down to the nearest 1/8"**. Blind should extend **at least 3" above opening or window moulding.**

For ceiling-to-floor installations, deduct 1/2" for proper clearance.

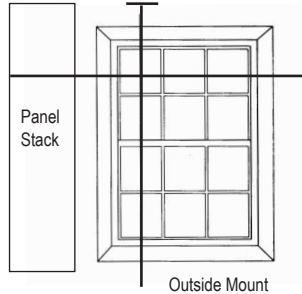


Specifying OM measurement means the factory makes no allowances.

Outside Mount (OB) Installation - Window

To find width: Measure the width of the area to be covered at the place where the headrail will be installed to the nearest 1/8". Blind should overlap **opening at least 4"** on each side to ensure privacy. To calculate stack dimensions, refer to page 7.

To find height: Measure the height of the area to be covered and **round down to the nearest 1/8"**. Blind should extend **at least 3" above and 3" below opening or window moulding.**



Special Measuring & Installation Considerations

Caution: Panel Tracks installed on windows near wall or baseboard heaters must clear the heaters by 12" above and 6" to the side.

Stretching of panel materials is probable with Textured materials:

IB Mount - we do not recommend IB mount due to probable stretching

OB Mount - extra adjustment recommended for placement of mounting brackets allowing panel clearance above the floor to anticipate panel material stretching:

- material can stretch up to 1" length